

# Tubac Fire District

2227 E I-19 Frontage Rd  
Tubac, AZ 85646  
520.398.2255



## Monthly Financial Report – January 2025

Attached are the following for your information and review:

1. Balance Sheet as of January 31, 2025.
2. Summary of Reconciled Cash Balances as of January 31, 2025.
3. Income Statement of Revenues and Expenditures for January 2025 including budget to actual and year-to-date balances.
4. Income vs. Expenses Graph for FY 24/25.
5. Fixed Asset Additions and Disposals for FY 24/25.
6. Liabilities & Securities for FY 24/25.
7. Fleet Repairs & Maintenance Expenses.
8. Station Utilities, Supplies, and Repairs & Maintenance Expenses.
9. Board Presentation.
10. Monthly Transaction Report.
11. 12-Month Cash Flow.

### Key points:

- Total Revenue for January is \$337,319 which is \$64,999 over budget.
  - Non-Levy Revenue is \$133,882 which is \$63,257 over budget due to higher than anticipated ambulance revenue, wildland deployment revenue and higher interest earnings.
  - Tax Revenue for January is \$203,436, which is over budget by 1,741.
- Operating Expenses for January totaled \$411,991, which is under budget by \$10,519 driven by lower than anticipated wages and associated benefits costs.
- YTD Total Revenue is \$3,830,363 which is \$256,629 over budget driven by increase income from ambulance transports and interest income.
- YTD Total Expense is \$2,645,833 which is \$112,582 under budget driven by lower wages and associated benefit costs.
- Cash balance as of January 2025 is \$11,611,608 which is up \$4,760,021 from last year.

Please contact the Finance Director for any questions or concerns regarding this report.

**This report and the attached detail reports have been reviewed and approved by the Fire Board.**

---

Board Clerk

---

Date

**Tubac Fire District**  
**Balance Sheet**  
As of January 31, 2025

	Jan 31, 25	Jan 31, 24	\$ Change
<b>ASSETS</b>			
<b>Current Assets</b>			
<b>Checking/Savings</b>			
1132 · Bond Proceeds Account	4,453,986.14	0.00	4,453,986.14
1133 · LGIP - State Investment Account	4,503,071.82	4,278,965.84	224,105.98
1127 · Cash with County Treasurer	186,596.30	168,006.88	18,589.42
1129 · Operational	1,555,787.45	1,385,698.81	170,088.64
1130 · Savings Acct.	248,155.37	447,996.45	-199,841.08
1131 · Bond Account	664,010.79	570,919.01	93,091.78
<b>Total Checking/Savings</b>	<b>11,611,607.87</b>	<b>6,851,586.99</b>	<b>4,760,020.88</b>
<b>Accounts Receivable</b>			
1245 · Property Tax Receivable	291,767.58	266,992.23	24,775.35
1205 · Other Receivables	41,319.03	1,743.00	39,576.03
1250 · Ambulance Receivable	326,486.44	258,541.79	67,944.65
1251 · Allowance for Ambulance Receiv	-165,622.66	-151,616.81	-14,005.85
<b>Total Accounts Receivable</b>	<b>493,950.39</b>	<b>375,660.21</b>	<b>118,290.18</b>
<b>Other Current Assets</b>			
19000 · Suspense	-36,992.72	0.00	-36,992.72
1733 · Right to Use Subscription	137,459.31	137,459.31	0.00
1732 · Right to Use Vehicles	59,505.76	59,505.76	0.00
1737 · Right to Use Amortization	-38,272.45	-38,272.45	0.00
1270 · Lease Receivable	213,546.00	213,546.00	0.00
1400 · Prepaid Expense	73,399.00	15,969.61	57,429.39
<b>Total Other Current Assets</b>	<b>408,644.90</b>	<b>388,208.23</b>	<b>20,436.67</b>
<b>Total Current Assets</b>	<b>12,514,203.16</b>	<b>7,615,455.43</b>	<b>4,898,747.73</b>
<b>Fixed Assets</b>			
1750 · CIP	324,273.30	56,313.20	267,960.10
1711 · Land - Non-depreciable	257,352.00	257,352.00	0.00
1745 · AD - Equipment	-1,787,119.94	-1,683,339.38	-103,780.56
1735 · AD - Vehicles	-2,630,718.62	-2,499,947.91	-130,770.71
1725 · AD - Building	-2,372,275.33	-2,215,169.14	-157,106.19
1730 · Vehicles	3,038,533.51	2,947,213.83	91,319.68
1740 · Equipment	2,025,589.97	1,993,905.94	31,684.03
1720 · Buildings & Improvements	6,288,912.17	6,155,658.67	133,253.50
<b>Total Fixed Assets</b>	<b>5,144,547.06</b>	<b>5,011,987.21</b>	<b>132,559.85</b>

**Tubac Fire District**  
**Balance Sheet**  
As of January 31, 2025

	Jan 31, 25	Jan 31, 24	\$ Change
<b>Other Assets</b>			
1960 · Risk Pool Capitalization	25,881.50	25,881.50	0.00
1958 · Net PSPRS OPEB Asset TR 3	3,021.00	3,021.00	0.00
1957 · Net Pension Asset PSPRS TR3	13,736.00	13,736.00	0.00
1918 · Deferred Outflow PSPRS OPEB TR3	787.00	787.00	0.00
1917 · Deferred Outflows PSPRS TR 3	107,462.00	107,462.00	0.00
1956 · Net OPEB Asset	174,407.00	174,407.00	0.00
1916 · Deferred outflow - PSPRS OPEB	8,018.00	8,018.00	0.00
1915 · Deferred outflows - PSPRS	1,387,833.00	1,387,833.00	0.00
<b>Total Other Assets</b>	<b>1,721,145.50</b>	<b>1,721,145.50</b>	<b>0.00</b>
<b>TOTAL ASSETS</b>	<b>19,379,895.72</b>	<b>14,348,588.14</b>	<b>5,031,307.58</b>
<b>LIABILITIES &amp; EQUITY</b>			
<b>Liabilities</b>			
<b>Current Liabilities</b>			
<b>Accounts Payable</b>			
2000 · Accounts Payable	71,350.77	26,834.75	44,516.02
<b>Total Accounts Payable</b>	<b>71,350.77</b>	<b>26,834.75</b>	<b>44,516.02</b>
<b>Credit Cards</b>			
2010 · Bank of America Credit Card	7,691.46	3,216.21	4,475.25
<b>Total Credit Cards</b>	<b>7,691.46</b>	<b>3,216.21</b>	<b>4,475.25</b>
<b>Other Current Liabilities</b>			
2070 · Deferred Inflows - Leases	205,965.00	205,965.00	0.00
2316 · Deferred Inflows - PSPRS OPEB	80,824.00	80,824.00	0.00
2318 · Deferred Inflows PSPRS OPEB TR3	297.00	297.00	0.00
2317 · Deferred Inflows PSPRS TR3	5,433.00	5,433.00	0.00
2230 · Accrued Interest	1,386.14	1,386.14	0.00
2030 · Compensated Absences Payable	116,776.40	112,803.10	3,973.30
2020 · Accrued Wages	41,493.80	30,484.91	11,008.89
2315 · Deferred Inflows - PSPRS	583,470.00	583,470.00	0.00
2100 · Payroll Liabilities	57.76	-707.46	765.22
<b>Total Other Current Liabilities</b>	<b>1,035,703.10</b>	<b>1,019,955.69</b>	<b>15,747.41</b>
<b>Total Current Liabilities</b>	<b>1,114,745.33</b>	<b>1,050,006.65</b>	<b>64,738.68</b>

**Tubac Fire District**  
**Balance Sheet**  
As of January 31, 2025

	Jan 31, 25	Jan 31, 24	\$ Change
<b>Long Term Liabilities</b>			
2322 · 2024 Bond Premium	189,769.74	0.00	189,769.74
2321 · 2024 Bonds Payable	4,295,000.00	0.00	4,295,000.00
1738 · SBITA Amortization	24,933.67	24,933.67	0.00
2605 · Subscription Liability	109,300.02	109,300.02	0.00
2335 · F150 Leases Payable	0.00	15,062.24	-15,062.24
2330 · Ambulance Lease Payable	29,730.36	59,651.79	-29,921.43
2355 · Net Pension Liability - PSPRS	3,133,079.00	3,133,079.00	0.00
2320 · Bond Payable	1,818,836.37	2,247,641.79	-428,805.42
<b>Total Long Term Liabilities</b>	<b>9,600,649.16</b>	<b>5,589,668.51</b>	<b>4,010,980.65</b>
<b>Total Liabilities</b>	<b>10,715,394.49</b>	<b>6,639,675.16</b>	<b>4,075,719.33</b>
<b>Equity</b>			
3001 · Unrestricted	5,669,228.61	5,003,301.05	665,927.56
3510 · Restricted	-79,899.00	-79,899.00	0.00
3530 · Net Investment in Capital Asset	2,016,901.60	2,016,901.60	0.00
Net Income	1,058,270.02	768,609.33	289,660.69
<b>Total Equity</b>	<b>8,664,501.23</b>	<b>7,708,912.98</b>	<b>955,588.25</b>
<b>TOTAL LIABILITIES &amp; EQUITY</b>	<b>19,379,895.72</b>	<b>14,348,588.14</b>	<b>5,031,307.58</b>

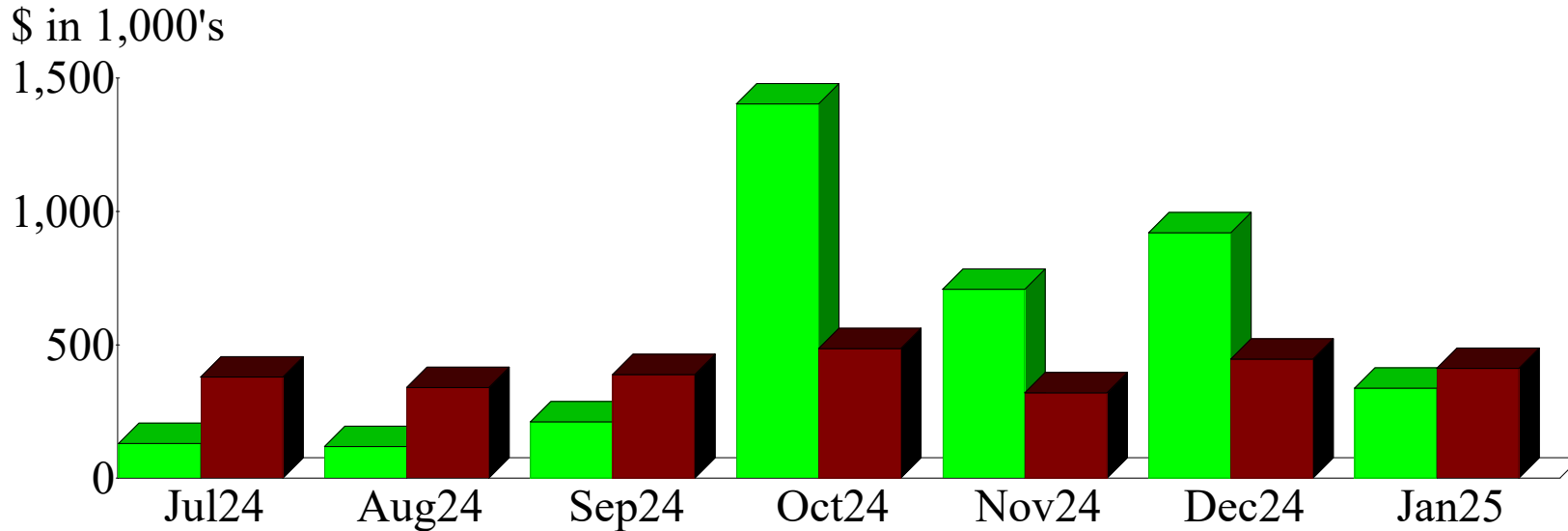
**Tubac Fire District**  
**Summary of Reconciled Cash Balances**  
 Period Ending 01/31/25

	<b>Bank of America Checking</b>	<b>Santa Cruz County General Fund</b>	<b>Bank of America Savings</b>	<b>Santa Cruz County Bond Account</b>	<b>LGIP - State Investment Account</b>	<b>Bond Proceeds Account</b>
	<b>1/31/2025</b>	<b>1/31/2025</b>	<b>1/31/2025</b>	<b>1/31/2025</b>	<b>1/31/2025</b>	<b>1/31/2025</b>
<b>Beginning Balance</b>	1,526,976.09	578,588.47	284,146.94	612,348.78	4,486,176.32	4,454,534.05
<b>Cleared Transactions</b>						
<b>Checks and Payments</b>	(641,316.81)	(578,588.47)			-	-
<b>Deposits and Credits</b>	672,338.63	175,555.47	8.43	51,662.01	16,895.50	14,364.35
<b>Total Cleared Transactions</b>	31,021.82	(403,033.00)	8.43	51,662.01	16,895.50	14,364.35
<b>Cleared Balance</b>	<b>1,557,997.91</b>	<b>175,555.47</b>	<b>284,155.37</b>	<b>664,010.79</b>	<b>4,503,071.82</b>	<b>4,468,898.40</b>
<b>Uncleared Transactions</b>						
<b>Checks and Payments</b>	(2,210.46)	-	-	-	-	(14,912.26)
<b>Deposits and Credits</b>	-	11,040.83	-	-	-	-
<b>Total Uncleared Transactions</b>	(2,210.46)	11,040.83	-	-	-	(14,912.26)
<b>Register Balance as of 01/31/25</b>	<b>1,555,787.45</b>	<b>186,596.30</b>	<b>284,155.37</b>	<b>664,010.79</b>	<b>4,503,071.82</b>	<b>4,453,986.14</b>

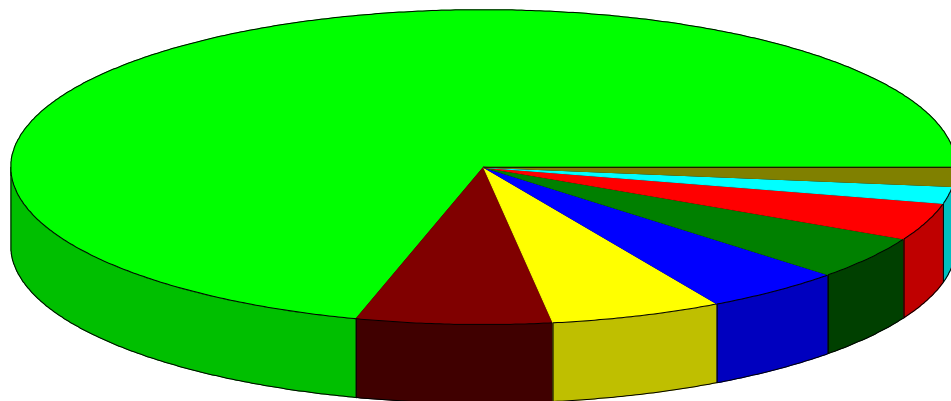
## Tubac Fire District Profit & Loss Budget Performance January 2025

	Jan 25	Budget	\$ Over Budget	Jul '24 - Jan 25	YTD Budget	\$ Over Budget	Annual Budget
<b>Ordinary Income/Expense</b>							
<b>Income</b>							
<b>Tax Revenues</b>	203,436.33	201,695.00	1,741.33	2,882,394.26	2,904,360.00	-21,965.74	4,555,650.00
<b>Non Tax Levy Revenue</b>							
<b>4200 · Miscellaneous Reven...</b>	46,240.89	19,792.00	26,448.89	284,165.32	138,544.00	145,621.32	2,597,440.00
<b>4110 · EMS Revenue</b>	76,816.41	50,833.00	25,983.41	498,068.82	355,831.00	142,237.82	610,000.00
<b>4120 · Wildland Revenue</b>	10,825.13	0.00	10,825.13	165,734.47	174,999.00	-9,264.53	350,000.00
<b>Total Non Tax Levy Revenue</b>	133,882.43	70,625.00	63,257.43	947,968.61	669,374.00	278,594.61	3,557,440.00
<b>Total Income</b>	337,318.76	272,320.00	64,998.76	3,830,362.87	3,573,734.00	256,628.87	8,113,090.00
<b>Gross Profit</b>	337,318.76	272,320.00	64,998.76	3,830,362.87	3,573,734.00	256,628.87	8,113,090.00
<b>Expense</b>							
<b>Personnel Expenses</b>	280,495.02	297,955.00	-17,459.98	1,963,088.11	2,108,330.00	-145,241.89	3,630,817.00
<b>Buildings &amp; Land</b>	23,215.74	21,888.00	1,327.74	136,083.80	153,216.00	-17,132.20	262,650.00
<b>Vehicles &amp; Equipment</b>	24,825.89	24,291.00	534.89	189,051.32	170,037.00	19,014.32	291,500.00
<b>Communications &amp; I.T.</b>	7,047.84	12,811.00	-5,763.16	109,885.91	89,677.00	20,208.91	153,730.00
<b>Travel &amp; Training</b>	4,928.76	5,958.00	-1,029.24	51,550.13	52,206.00	-655.87	92,500.00
<b>Managerial Expenses</b>	41,537.63	29,607.00	11,930.63	166,233.33	154,949.00	11,284.33	250,675.00
<b>Grant Expenses</b>	29,940.00	30,000.00	-60.00	29,940.00	30,000.00	-60.00	382,940.00
<b>Total Expense</b>	411,990.88	422,510.00	-10,519.12	2,645,832.60	2,758,415.00	-112,582.40	5,064,812.00
<b>Net Ordinary Income</b>	-74,672.12	-150,190.00	75,517.88	1,184,530.27	815,319.00	369,211.27	3,048,278.00
<b>Other Income/Expense</b>							
<b>Other Expense</b>							
<b>8010 · Bond Interest</b>	0.00	0.00	0.00	126,260.25	126,261.00	-0.75	252,522.00
<b>Total Other Expense</b>	0.00	0.00	0.00	126,260.25	126,261.00	-0.75	252,522.00
<b>Net Other Income</b>	0.00	0.00	0.00	-126,260.25	-126,261.00	0.75	-252,522.00
<b>Net Income</b>	<b>-74,672.12</b>	<b>-150,190.00</b>	<b>75,517.88</b>	<b>1,058,270.02</b>	<b>689,058.00</b>	<b>369,212.02</b>	<b>2,795,756.00</b>

## Income and Expense by Month July 2024 through January 2025



### Expense Summary July 2024 through January 2025



Personnel Expenses	70.82%
Vehicles & Equipment	6.82
Managerial Expenses	6.00
Buildings & Land	4.91
8010 - Bond Interest	4.55
Communications & I.T.	3.96
Travel & Training	1.86
Grant Expenses	1.08
<b>Total</b>	<b>\$2,772,092.85</b>

By Account





**TUBAC FIRE DISTRICT**  
**Liabilities and Securities - FY24/25**

LIABILITIES						
Description	TOTAL PRICE	CURRENT BALANCE	INTEREST RATE	FY24/25 PAYMENTS	NEXT PAYMENT	DATE OF PAYOFF
Bond Payable	\$6,795,000.00	\$1,818,836.37	2.36%	\$21,349.83	7/1/2025	7/1/2028
2024 Bond Payable	\$4,295,000.00	\$4,295,000.00	5.00%	\$104,910.42	7/1/2025	7/1/2043
Ambulance Lease Payable	\$195,131.69	\$29,730.36	3.71%	\$32,134.51	2/1/2026	2/1/2026
Net Pension Liability - PSPRS		\$3,133,079.00				
<b>Totals</b>		<b>\$9,276,645.73</b>		<b>\$158,394.76</b>		

SECURITIES				
Broker	CUSIP #	Description	Market Value	Maturity Date
<b>Totals</b>			<b>\$0.00</b>	

☞ Net balance owed = **\$9,276,645.73**

5:25 PM

02/20/25

Accrual Basis

**Tubac Fire District**  
**Fleet Repairs & Maintenance**  
**January 2025**

---

<u>Date</u>	<u>Source Name</u>	<u>Memo</u>	<u>Amount</u>
<b>Apparatus</b>			
<b>Ambulance 1053</b>			
01/21/2025	JIM CLICK FORD	Performed Diesel Oil and Filter cha...	167.68
Total Ambulance 1053			167.68
<b>Ambulance 1054</b>			
01/28/2025	JIM CLICK FORD	Service and Repairs on Unit 1054 L...	156.68
01/28/2025	JIM CLICK FORD	New brakes on Unit 1054 Labor 756...	1,836.38
Total Ambulance 1054			1,993.06
<b>Unit 1062</b>			
01/31/2025	Pride Outfitting LLC	EMS Lights on Unit 1062	4,598.21
Total Unit 1062			4,598.21
Total Apparatus			6,758.95
<b>No name</b>			
01/31/2025		fix bill.com duplicate	-493.97
Total no name			-493.97
<b>TOTAL</b>			<b>6,264.98</b>

**Tubac Fire District**  
**Station Utilities, Supplies, and Repairs & Maintenance**  
**January 2025**

Date	Source Name	Memo	Amount
<b>Stations</b>			
<b>Station 1</b>			
01/09/2025	Terminix	Commercial Pest Control Location: 1360...	60.00
01/10/2025	Century Link 333219165	Monthly Fax and 911 Emergency Call Box ...	388.68
01/17/2025	Unisource Energy Services (Gas)	Gas Bill for 11/16/24 - 01/16/25 2227 E. F...	43.44
01/17/2025	Unisource Energy Services (Electric)	2227 E. Frontage Rd 12/16/24 - 01/16/25	216.12
01/19/2025	Direct TV - 9236	TV Current Charges for Service Period 1...	164.98
01/21/2025	Unisource Energy Services (Gas)	Gas Bill for 12.16.24 - 01.16.25 2227 E. F...	21.38
01/31/2025	Waste Management of Tucson	Trash Service for 2239 E Frontage Rd 02/...	266.73
Total Station 1			1,161.33
<b>Station 2</b>			
01/01/2025	Central Alarm	Access Control Full Service, 01/01/25 - 01...	60.00
01/07/2025	Arizona Propane	PROPANE	618.02
01/09/2025	Terminix	Commercial Pest Control Location: 1360...	60.00
01/10/2025	Century Link 333222406	Monthly Fax Service	70.01
01/14/2025	Waxie Sanitary Supply	4 Purell Healthy Soap, 3 Enmotions 10in t...	884.54
01/24/2025	Unisource Energy Services (Electric)	455 Camino Agosto 12/20/24 - 01/23/25	177.42
01/24/2025	Unisource Energy Services (Electric)	563 Camino Lito Galindo 12/20/24 - 01/23/...	1,052.67
01/28/2025	Direct TV - 9885	Direct TV Current Charges for Service P...	157.99
01/31/2025	Waste Management of Tucson	Trash Service for 1360 W Frontage Rd 02...	466.73
Total Station 2			3,547.38
<b>Station 3</b>			
01/02/2025	Liberty Utilities AZ A/C 200007327170	Water Bill 333 CAMINO JOSEFINA: 11/2...	179.99
01/03/2025	Direct TV - 0393	Direct TV Current Charges for Service P...	179.23
01/13/2025	Lynch Construction*	Station# 3 Roof Recoating Final Payment	6,589.83
01/27/2025	Unisource Energy Services (Electric)	333 Camino Josephine 12/23/25 - 01/24/25	1,233.89
01/28/2025	Terminix	Commercial Pest Control Location: 1360...	149.00
01/29/2025	Liberty Utilities AZ A/C 200007327170	Water Bill 333 CAMINO JOSEFINA: 12/2...	179.92
Total Station 3			8,511.86
<b>Station 4</b>			
01/02/2025	Liberty Utilities AZ A/C 200007327188	Water Bill for 149 Ruta Camaron: 11/27/2...	521.31
01/06/2025	Direct TV - 2827	Direct TV Current Charges for Service P...	172.98
01/07/2025	Arizona Propane	PROPANE	797.73
01/09/2025	Terminix	Commercial Pest Control Location: 1360...	152.00
01/13/2025	BUSTAMANTE REFRIGERATION, ...	Service Call for System down Found blow...	125.00
01/20/2025	Rio Rico Sanitation 84863	6 YRD ONCE A WEEK for 01/20/25 - 02/...	255.00
01/24/2025	BUSTAMANTE REFRIGERATION, ...	Repair to A/C	985.00

5:26 PM

02/20/25

Accrual Basis

**Tubac Fire District**  
**Station Utilities, Supplies, and Repairs & Maintenance**  
**January 2025**

---

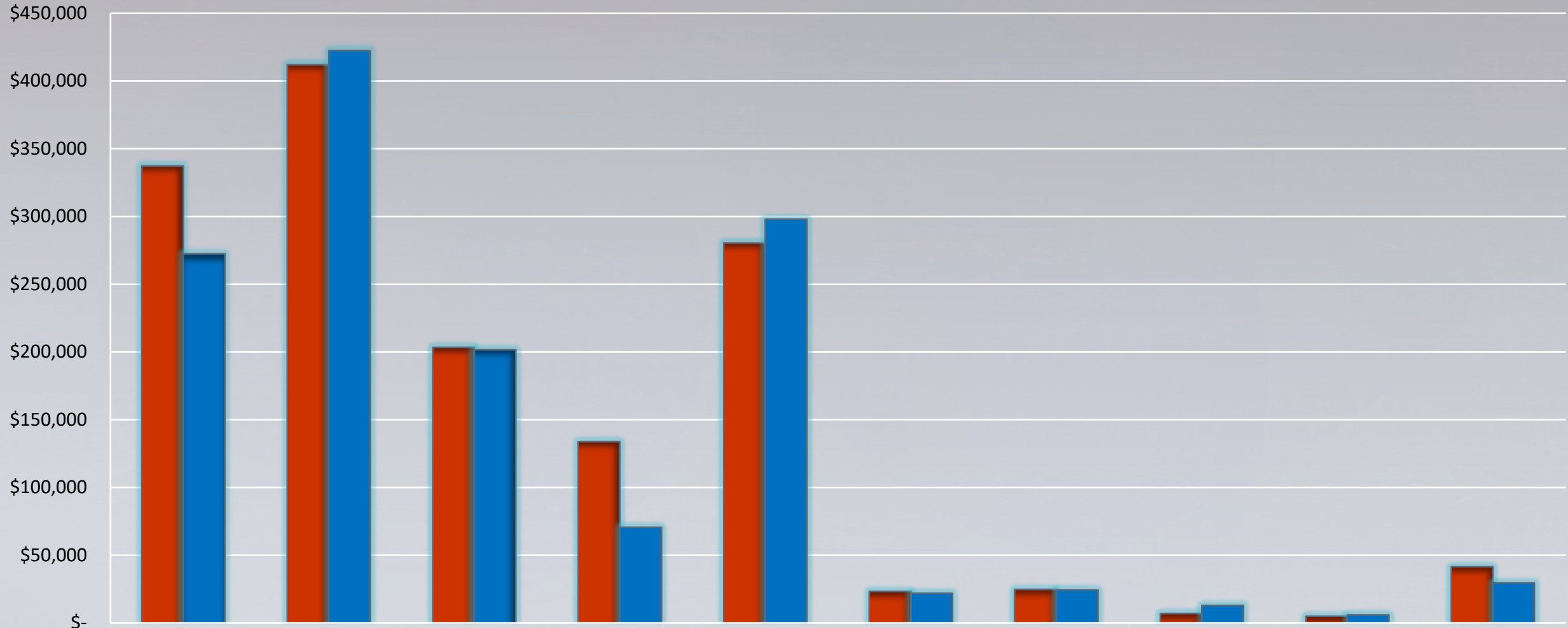
<u>Date</u>	<u>Source Name</u>	<u>Memo</u>	<u>Amount</u>
01/28/2025	Unisource Energy Services (Electric)	149 Ruta Camaron 12/26/24 - 01/27/25	1,166.05
01/30/2025	Liberty Utilities AZ A/C 200007327188	Water Bill for 149 Ruta Camaron: 12/27/2...	513.39
Total Station 4			4,688.46
Total Stations			17,909.03
<b>TOTAL</b>			<b>17,909.03</b>

# Financial Report

## January 2025

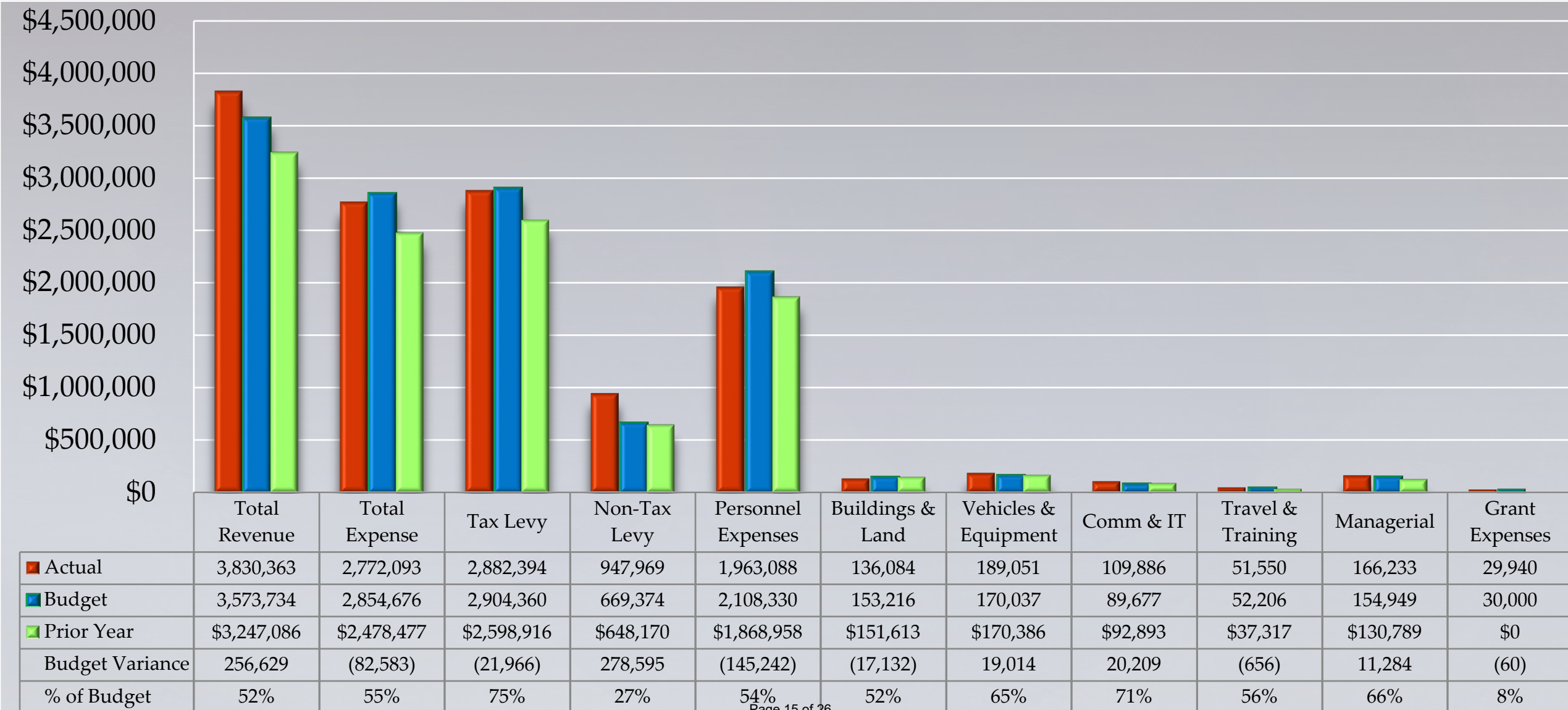


# January 2025




	Total Revenue	Total Expense	Tax Levy	Non-Tax Levy	Personnel Expenses	Buildings & Land	Vehicles & Equipment	Comm & IT	Travel & Training	Managerial
Actual	\$337,319	\$411,991	\$203,436	\$133,882	\$280,495	\$23,216	\$24,826	\$7,048	\$4,929	\$41,538
Budget	\$272,320	\$422,510	\$201,695	\$70,625	\$297,956	\$21,888	\$24,291	\$12,811	\$5,958	\$29,607
Variance	64,999	(10,519)	1,741	63,257	(17,460)	1,328	535	(5,763)	(1,029)	11,931

# Fiscal Year to Date Budget to Actual



# Percentage of Expenses Year to Date

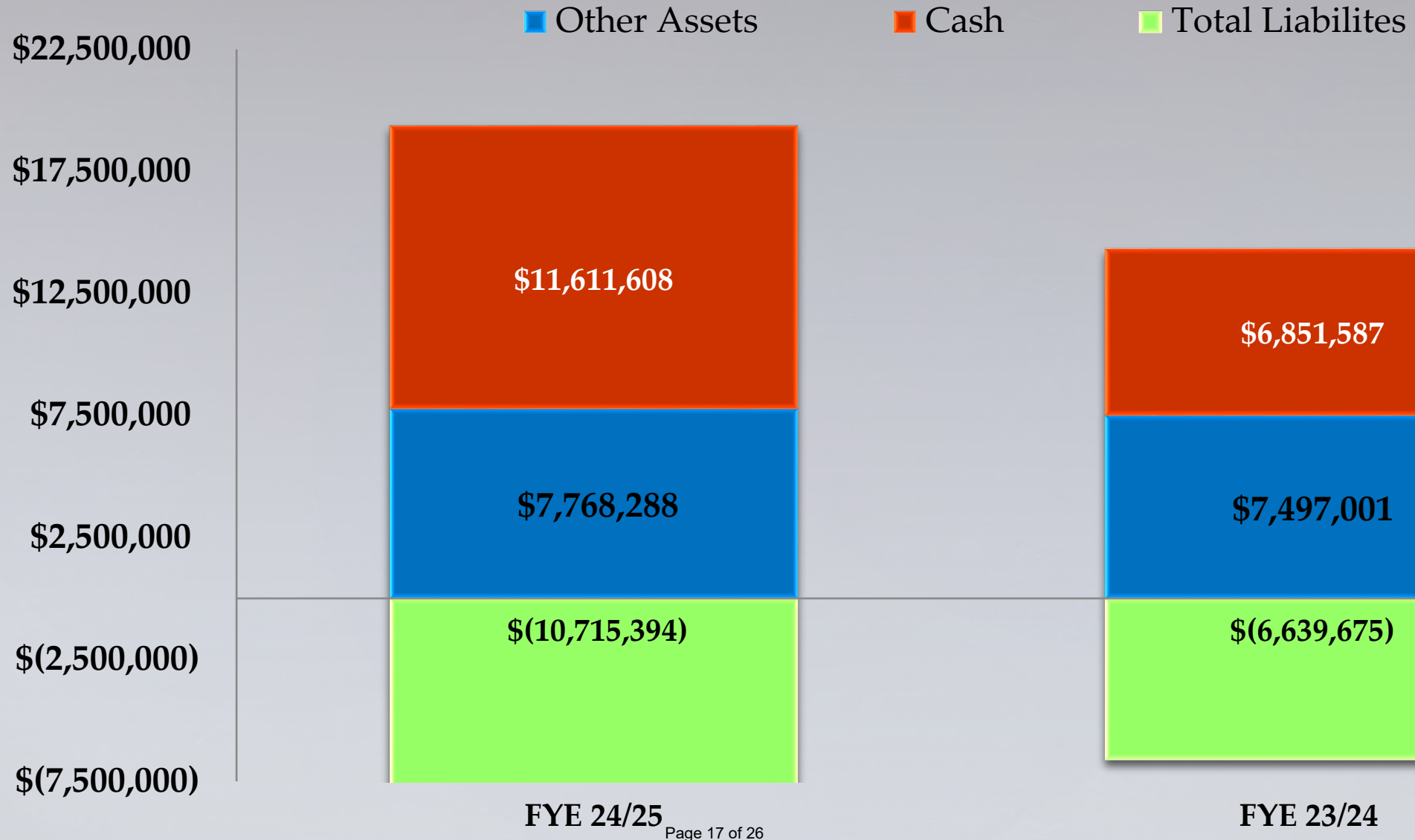


## Fire District Averages

Personnel	81%
Operations	11%
Communications	2%
Administrative	6%



# Cash Position



5:27 PM  
 02/20/25  
 Accrual Basis

**Tubac Fire District**  
**Monthly Transaction Report**  
 January 2025

Type	Date	Num	Name	Memo	Amount	Balance
<b>1133 · LGIP - State Investment Account</b>						
Deposit	01/31/20:			Interest	16,895.50	16,895.50
Total 1133 · LGIP - State Investment Account					16,895.50	16,895.50
<b>1072 · Bill.com Money Out Clearing</b>						
Bill Pmt ...	01/07/20:	Bill.c...	EPCOR	https://app...	-25.20	-25.20
Bill Pmt ...	01/07/20:	Bill.c...	Simply Bits, LLC	https://app...	-877.46	-902.66
Bill Pmt ...	01/07/20:	Bill.c...	Unisource Energy Services (Electric)	https://app...	-1,222.73	-2,125.39
Bill Pmt ...	01/07/20:	Bill.c...	Simply Bits, LLC	https://app...	-562.48	-2,687.87
Bill Pmt ...	01/07/20:	Bill.c...	Unisource Energy Services (Electric)	https://app...	-157.66	-2,845.53
Bill Pmt ...	01/07/20:	Bill.c...	Mariposa Community Health Center	https://app...	-2,738.37	-5,583.90
Bill Pmt ...	01/07/20:	Bill.c...	Waxie Sanitary Supply	https://app...	-472.93	-6,056.83
Bill Pmt ...	01/07/20:	Bill.c...	Verizon	https://app...	-100.12	-6,156.95
Bill Pmt ...	01/07/20:	Bill.c...	Liberty Utilities AZ A/C 200007327162	https://app...	-317.12	-6,474.07
Bill Pmt ...	01/07/20:	Bill.c...	Quill Corporation	https://app...	-51.23	-6,525.30
Bill Pmt ...	01/07/20:	Bill.c...	Unisource Energy Services (Electric)	https://app...	-950.07	-7,475.37
Bill Pmt ...	01/07/20:	Bill.c...	Pacific Office Automation	https://app...	-548.99	-8,024.36
Bill Pmt ...	01/07/20:	Bill.c...	Legal Shield	https://app...	-214.40	-8,238.76
Bill Pmt ...	01/07/20:	Bill.c...	Simply Bits, LLC	https://app...	-559.20	-8,797.96
Bill Pmt ...	01/07/20:	Bill.c...	Holy Cross Hospital Pharmacy	https://app...	-6.83	-8,804.79
Bill Pmt ...	01/07/20:	Bill.c...	Unisource Energy Services (Gas)	https://app...	-21.72	-8,826.51
Bill Pmt ...	01/07/20:	Bill.c...	Direct TV - 0393	https://app...	-172.98	-8,999.49
Bill Pmt ...	01/07/20:	Bill.c...	Esai Tapia V	https://app...	-316.50	-9,315.99
Bill Pmt ...	01/07/20:	Bill.c...	Unisource Energy Services (Electric)	https://app...	-212.08	-9,528.07
Bill Pmt ...	01/07/20:	Bill.c...	Walker & Armstrong LLP	https://app...	-5,859.83	-15,387.90
Bill Pmt ...	01/07/20:	Bill.c...	Direct TV - 9236	https://app...	-164.98	-15,552.88
Bill Pmt ...	01/07/20:	Bill.c...	Direct TV - 9885	https://app...	-152.99	-15,705.87
Bill Pmt ...	01/07/20:	Bill.c...	Century Link 333219165	https://app...	-180.96	-15,886.83
Bill Pmt ...	01/07/20:	Bill.c...	Century Link 333222406	https://app...	-69.96	-15,956.79
Bill Pmt ...	01/07/20:	Bill.c...	MetLife	https://app...	-572.53	-16,529.32
Bill Pmt ...	01/07/20:	Bill.c...	Quill Corporation	https://app...	-13.59	-16,542.91

5:27 PM  
02/20/25  
Accrual Basis

**Tubac Fire District**  
**Monthly Transaction Report**  
January 2025

Type	Date	Num	Name	Memo	Amount	Balance
Bill Pmt ...	01/07/20;	Bill.c...	Simply Bits, LLC	https://app...	-661.73	-17,204.64
General...	01/07/20;	202...		BILL 01/0...	49,969.49	32,764.85
Bill Pmt ...	01/07/20;	Bill.c...	Larry H. Miller Dealerships	https://app...	-32,764.85	0.00
Bill Pmt ...	01/10/20;	Bill.c...	EPCOR	https://app...	-36.79	-36.79
Bill Pmt ...	01/10/20;	Bill.c...	Santa Cruz County Landfill	https://app...	-28.55	-65.34
Bill Pmt ...	01/10/20;	Bill.c...	AT&T Mobility	https://app...	-1,313.71	-1,379.05
Bill Pmt ...	01/10/20;	Bill.c...	Nextrio, LLC	https://app...	-842.39	-2,221.44
Bill Pmt ...	01/10/20;	Bill.c...	Verizon	https://app...	-760.19	-2,981.63
Bill Pmt ...	01/10/20;	Bill.c...	Waste Management of Tucson	https://app...	-260.78	-3,242.41
Bill Pmt ...	01/10/20;	Bill.c...	James Vincent Group	https://app...	-12,375.00	-15,617.41
Bill Pmt ...	01/10/20;	Bill.c...	Waste Management of Tucson	https://app...	-466.73	-16,084.14
Bill Pmt ...	01/10/20;	Bill.c...	Liberty Utilities AZ A/C 200007327170	https://app...	-179.99	-16,264.13
Bill Pmt ...	01/10/20;	Bill.c...	Verizon	https://app...	-874.30	-17,138.43
Bill Pmt ...	01/10/20;	Bill.c...	Liberty Utilities AZ A/C 200007327188	https://app...	-521.31	-17,659.74
Bill Pmt ...	01/10/20;	Bill.c...	Nextrio, LLC	https://app...	-4,279.00	-21,938.74
Bill Pmt ...	01/10/20;	Bill.c...	Voyager Fleet Systems Inc	https://app...	-4,780.74	-26,719.48
Bill Pmt ...	01/10/20;	Bill.c...	Lynch Construction*	https://app...	-6,589.83	-33,309.31
Bill Pmt ...	01/10/20;	Bill.c...	Unisource Energy Services (Electric)	https://app...	-1,083.47	-34,392.78
General...	01/10/20;	202...		BILL 01/1...	59,297.73	24,904.95
Bill Pmt ...	01/10/20;	Bill.c...	Motorola Solutions, Inc.	https://app...	-24,904.95	0.00
Bill Pmt ...	01/13/20;	Bill.c...	EMI Health	https://app...	-1,971.80	-1,971.80
Bill Pmt ...	01/13/20;	Bill.c...	James Vincent Group	https://app...	-4,200.00	-6,171.80
General...	01/13/20;	202...		BILL 01/1...	6,171.80	0.00
Bill Pmt ...	01/14/20;	Bill.c...	Bound Tree	https://app...	-3,687.72	-3,687.72
General...	01/14/20;	202...		BILL 01/1...	3,687.72	0.00
Bill Pmt ...	01/15/20;	Bill.c...	Pathfinder Strategies	https://app...	-3,000.00	-3,000.00
General...	01/15/20;	202...		BILL 01/1...	3,000.00	0.00
Bill Pmt ...	01/17/20;	Bill.c...	Swift Group LLC	https://app...	-885.92	-885.92
Bill Pmt ...	01/17/20;	Bill.c...	Direct TV - 0393	https://app...	-179.23	-1,065.15
General...	01/17/20;	202...		BILL 01/1...	1,065.15	0.00
Bill Pmt ...	01/24/20;	Bill.c...	Human Resource Strategies	https://app...	-1,800.00	-1,800.00
Bill Pmt ...	01/24/20;	Bill.c...	Linde Gas & Equipment Inc.	https://app...	-498.89	-2,298.89

5:27 PM  
02/20/25  
Accrual Basis

**Tubac Fire District**  
**Monthly Transaction Report**  
January 2025

Type	Date	Num	Name	Memo	Amount	Balance
Bill Pmt ...	01/24/20;	Bill.c...	Central Alarm	https://app...	-60.00	-2,358.89
Bill Pmt ...	01/24/20;	Bill.c...	Simply Bits, LLC	https://app...	-559.27	-2,918.16
Bill Pmt ...	01/24/20;	Bill.c...	Verizon	https://app...	-200.17	-3,118.33
Bill Pmt ...	01/24/20;	Bill.c...	Nogales Tactical LLC*	https://app...	-196.56	-3,314.89
Bill Pmt ...	01/24/20;	Bill.c...	Simply Bits, LLC	https://app...	-877.72	-4,192.61
Bill Pmt ...	01/24/20;	Bill.c...	Simply Bits, LLC	https://app...	-661.82	-4,854.43
Bill Pmt ...	01/24/20;	Bill.c...	Nogales Tactical LLC*	https://app...	-158.53	-5,012.96
Bill Pmt ...	01/24/20;	Bill.c...	Nogales Tactical LLC*	https://app...	-271.50	-5,284.46
Bill Pmt ...	01/24/20;	Bill.c...	Linde Gas & Equipment Inc.	https://app...	-697.70	-5,982.16
Bill Pmt ...	01/24/20;	Bill.c...	Rio Rico Sanitation 84863	https://app...	-255.00	-6,237.16
Bill Pmt ...	01/24/20;	Bill.c...	Waxie Sanitary Supply	https://app...	-84.55	-6,321.71
Bill Pmt ...	01/24/20;	Bill.c...	Nogales Tactical LLC*	https://app...	-446.29	-6,768.00
Bill Pmt ...	01/24/20;	Bill.c...	Fry Fire District*	https://app...	-2,742.15	-9,510.15
Bill Pmt ...	01/24/20;	Bill.c...	CenturyLink	https://app...	-7.50	-9,517.65
Bill Pmt ...	01/24/20;	Bill.c...	Bound Tree	https://app...	-254.17	-9,771.82
Bill Pmt ...	01/24/20;	Bill.c...	Arizona Propane	https://app...	-797.73	-10,569.55
Bill Pmt ...	01/24/20;	Bill.c...	Nogales Tactical LLC*	https://app...	-117.26	-10,686.81
Bill Pmt ...	01/24/20;	Bill.c...	National Bank of Arizona	https://app...	-32,134.51	-42,821.32
Bill Pmt ...	01/24/20;	Bill.c...	Nogales Tactical LLC*	https://app...	-71.13	-42,892.45
Bill Pmt ...	01/24/20;	Bill.c...	Nogales Tactical LLC*	https://app...	-86.88	-42,979.33
Bill Pmt ...	01/24/20;	Bill.c...	Linde Gas & Equipment Inc.	https://app...	-217.12	-43,196.45
Bill Pmt ...	01/24/20;	Bill.c...	Securis	https://app...	-31,164.50	-74,360.95
Bill Pmt ...	01/24/20;	Bill.c...	BUSTAMANTE REFRIGERATION, L.L.C.	https://app...	-125.00	-74,485.95
Bill Pmt ...	01/24/20;	Bill.c...	Nogales International Newspaper	https://app...	-102.00	-74,587.95
Bill Pmt ...	01/24/20;	Bill.c...	Nogales Tactical LLC*	https://app...	-32.57	-74,620.52
Bill Pmt ...	01/24/20;	Bill.c...	Nogales Tactical LLC*	https://app...	-73.84	-74,694.36
Bill Pmt ...	01/24/20;	Bill.c...	Direct TV - 2827	https://app...	-172.98	-74,867.34
Bill Pmt ...	01/24/20;	Bill.c...	Nogales Tactical LLC*	https://app...	-460.42	-75,327.76
Bill Pmt ...	01/24/20;	Bill.c...	Human Resource Strategies	https://app...	-500.00	-75,827.76
Bill Pmt ...	01/24/20;	Bill.c...	Waxie Sanitary Supply	https://app...	-884.54	-76,712.30
Bill Pmt ...	01/24/20;	Bill.c...	Banner Health Univ Med Cntr Tucson	https://app...	-5.20	-76,717.50
Bill Pmt ...	01/24/20;	Bill.c...	Nogales Tactical LLC*	https://app...	-65.16	-76,782.66

5:27 PM  
02/20/25  
Accrual Basis

**Tubac Fire District**  
**Monthly Transaction Report**  
January 2025

Type	Date	Num	Name	Memo	Amount	Balance
Bill Pmt ...	01/24/20;	Bill.c...	Santa Rita Fire District	https://app...	-41.00	-76,823.66
Bill Pmt ...	01/24/20;	Bill.c...	Waxie Sanitary Supply	https://app...	-665.74	-77,489.40
Bill Pmt ...	01/24/20;	Bill.c...	Nogales Tactical LLC*	https://app...	-2,198.67	-79,688.07
Bill Pmt ...	01/24/20;	Bill.c...	Simply Bits, LLC	https://app...	-562.57	-80,250.64
Bill Pmt ...	01/24/20;	Bill.c...	Arizona Propane	https://app...	-618.02	-80,868.66
Bill Pmt ...	01/24/20;	Bill.c...	Direct TV - 9236	https://app...	-164.98	-81,033.64
General...	01/24/20;	202...		BILL 01/2...	81,033.64	0.00
Bill Pmt ...	01/28/20;	Bill.c...	The Mahoney Group	https://app...	-11,257.00	-11,257.00
Bill Pmt ...	01/28/20;	Bill.c...	Coppersmith Brockelman PLC	https://app...	-1,000.00	-12,257.00
General...	01/28/20;	202...		BILL 01/2...	12,257.00	0.00
Bill Pmt ...	01/31/20;	Bill.c...	Terminix	https://app...	-60.00	-60.00
Bill Pmt ...	01/31/20;	Bill.c...	Unisource Energy Services (Gas)	https://app...	-43.44	-103.44
Bill Pmt ...	01/31/20;	Bill.c...	Terminix	https://app...	-152.00	-255.44
Bill Pmt ...	01/31/20;	Bill.c...	Century Link 333219165	https://app...	-388.68	-644.12
Bill Pmt ...	01/31/20;	Bill.c...	Liberty Utilities AZ A/C 200007327162	https://app...	-312.91	-957.03
Bill Pmt ...	01/31/20;	Bill.c...	Nogales Tactical LLC*	https://app...	-360.53	-1,317.56
Bill Pmt ...	01/31/20;	Bill.c...	Breckenridge Group, Inc.	https://app...	-143,196.50	-144,514.06
Bill Pmt ...	01/31/20;	Bill.c...	Century Link 333222406	https://app...	-70.01	-144,584.07
Bill Pmt ...	01/31/20;	Bill.c...	Pacific Office Automation	https://app...	-548.99	-145,133.06
Bill Pmt ...	01/31/20;	Bill.c...	Terminix	https://app...	-149.00	-145,282.06
Bill Pmt ...	01/31/20;	Bill.c...	Unisource Energy Services (Electric)	https://app...	-1,233.89	-146,515.95
Bill Pmt ...	01/31/20;	Bill.c...	Mariposa Community Health Center	https://app...	-2,789.05	-149,305.00
Bill Pmt ...	01/31/20;	Bill.c...	Human Resource Strategies	https://app...	-1,800.00	-151,105.00
Bill Pmt ...	01/31/20;	Bill.c...	Quill Corporation	https://app...	-78.95	-151,183.95
Bill Pmt ...	01/31/20;	Bill.c...	MetLife	https://app...	-208.44	-151,392.39
Bill Pmt ...	01/31/20;	Bill.c...	Nogales Tactical LLC*	https://app...	-148.56	-151,540.95
Bill Pmt ...	01/31/20;	Bill.c...	Unisource Energy Services (Electric)	https://app...	-177.42	-151,718.37
Bill Pmt ...	01/31/20;	Bill.c...	Nogales Tactical LLC*	https://app...	-263.87	-151,982.24
Bill Pmt ...	01/31/20;	Bill.c...	Unisource Energy Services (Gas)	https://app...	-21.38	-152,003.62
Bill Pmt ...	01/31/20;	Bill.c...	Safety-Kleen Systems	https://app...	-1,800.60	-153,804.22
Bill Pmt ...	01/31/20;	Bill.c...	EMI Health	https://app...	-1,971.80	-155,776.02
Bill Pmt ...	01/31/20;	Bill.c...	Unisource Energy Services (Electric)	https://app...	-1,052.67	-156,828.69

5:27 PM  
02/20/25  
Accrual Basis

Tubac Fire District  
Monthly Transaction Report  
January 2025

Type	Date	Num	Name	Memo	Amount	Balance
Bill Pmt ...	01/31/20;	Bill.c...	Unisource Energy Services (Electric)	https://app...	-216.12	-157,044.81
Bill Pmt ...	01/31/20;	Bill.c...	Terminix	https://app...	-60.00	-157,104.81
General...	01/31/20;	202...		BILL 01/3...	157,104.81	0.00
General...	01/31/20;	202...		fix bill.com...	493.97	493.97
General...	01/31/20;	202...		to clear du...	859.93	1,353.90
Total 1072 · Bill.com Money Out Clearing					1,353.90	1,353.90
<b>1127 · Cash with County Treasurer</b>						
Deposit	01/09/20;			S.C.C dis...	-578,588.47	-578,588.47
General...	01/31/20;	202...		to record ...	171,354.75	-407,233.72
Deposit	01/31/20;			Interest	4,200.72	-403,033.00
Total 1127 · Cash with County Treasurer					-403,033.00	-403,033.00
<b>1129 · Operational</b>						
Deposit	01/02/20;			Deposit	1,765.26	1,765.26
Deposit	01/02/20;			Deposit	738.80	2,504.06
Deposit	01/02/20;			Deposit	1,479.66	3,983.72
Check	01/02/20;	ACH	Bank of America	37268281...	-1,317.65	2,666.07
Deposit	01/03/20;			Deposit	1,815.68	4,481.75
Check	01/03/20;	ACH	Aetna	Bill Numb...	-20,159.58	-15,677.83
Deposit	01/03/20;			Deposit	3,139.92	-12,537.91
Deposit	01/03/20;			Deposit	25.00	-12,512.91
Check	01/06/20;	26107	AZCFSE	Ropes Op...	-25.00	-12,537.91
Check	01/06/20;	26108	AZCFSE	Ropes Te...	-25.00	-12,562.91
Check	01/06/20;	26109	AZCFSE	Trench Cl...	-25.00	-12,587.91
Check	01/06/20;	26110	AZCFSE	EBS Clas...	-25.00	-12,612.91
Check	01/06/20;	26111	AZCFSE	Swift Wat...	-25.00	-12,637.91
Check	01/06/20;	26112	AZCFSE	Confined ...	-25.00	-12,662.91
Check	01/06/20;	ACH	PUBLIC SAFETY PERSONAL RETIREMENT SYS...	Pay Perio...	-21,858.96	-34,521.87
Deposit	01/06/20;			Deposit	1,497.03	-33,024.84
Deposit	01/06/20;			Deposit	624.29	-32,400.55

5:27 PM  
02/20/25  
Accrual Basis

**Tubac Fire District**  
**Monthly Transaction Report**  
January 2025

Type	Date	Num	Name	Memo	Amount	Balance
Check	01/07/20:	26113	Security Benefit	Pay Perio...	-75.00	-32,475.55
Check	01/07/20:	26114	Green Valley F.F.A.	Pay Perio...	-324.00	-32,799.55
Deposit	01/07/20:			Deposit	4,251.28	-28,548.27
Deposit	01/07/20:			Deposit	1,584.12	-26,964.15
General...	01/07/20:	202...		BILL 01/0...	-49,969.49	-76,933.64
Check	01/07/20:	EFT	Bill.com	Monthly Bi...	-222.24	-77,155.88
Deposit	01/08/20:			Deposit	748.05	-76,407.83
Deposit	01/08/20:			Deposit	4,332.89	-72,074.94
Check	01/08/20:	ACH	Health Equity	January 2...	-17.50	-72,092.44
Deposit	01/08/20:			Deposit	60.00	-72,032.44
Deposit	01/09/20:			Deposit	579,088.48	507,056.04
General...	01/10/20:	202...			-60,332.34	446,723.70
General...	01/10/20:	202...			-474.48	446,249.22
General...	01/10/20:	202...			-11,516.16	434,733.06
General...	01/10/20:	202...			-961.25	433,771.81
General...	01/10/20:	202...			-950.30	432,821.51
Deposit	01/10/20:			Deposit	2,975.19	435,796.70
Deposit	01/10/20:			Deposit	1,961.34	437,758.04
Check	01/10/20:	ACH	Nationwide Retirement Solutions	Pay Perio...	-2,297.42	435,460.62
Check	01/10/20:	ACH	Nationwide Retirement Solutions	Pay Perio...	-1,417.69	434,042.93
General...	01/10/20:	202...		BILL 01/1...	-59,297.73	374,745.20
Deposit	01/13/20:			Deposit	4,301.53	379,046.73
Deposit	01/13/20:			Deposit	971.18	380,017.91
General...	01/13/20:	202...		BILL 01/1...	-6,171.80	373,846.11
Deposit	01/13/20:			Deposit	1,950.48	375,796.59
Check	01/13/20:	ACH	Bank of America	55896218...	-4,172.30	371,624.29
Deposit	01/14/20:			Deposit	2,369.01	373,993.30
Deposit	01/14/20:			Deposit	120.00	374,113.30
General...	01/14/20:	202...		BILL 01/1...	-3,687.72	370,425.58
Deposit	01/14/20:			Deposit	33.80	370,459.38
Deposit	01/15/20:			Deposit	250.00	370,709.38
Deposit	01/15/20:			Deposit	150.46	370,859.84

5:27 PM  
02/20/25  
Accrual Basis

**Tubac Fire District**  
**Monthly Transaction Report**  
January 2025

Type	Date	Num	Name	Memo	Amount	Balance
Deposit	01/15/20:			Deposit	1,270.41	372,130.25
General...	01/15/20:	202...		BILL 01/1...	-3,000.00	369,130.25
General...	01/15/20:	202...		FDMS	-42.93	369,087.32
Deposit	01/16/20:			Deposit	1,231.54	370,318.86
Deposit	01/16/20:			Deposit	2,445.39	372,764.25
General...	01/17/20:	202...		BILL 01/1...	-1,065.15	371,699.10
Deposit	01/17/20:			Deposit	126.65	371,825.75
Check	01/17/20:	ACH	PUBLIC SAFETY PERSONAL RETIREMENT SYS...	Pay Perio...	-23,799.60	348,026.15
Check	01/17/20:	ACH	Aflac	December...	-279.12	347,747.03
Deposit	01/17/20:			Deposit	277.14	348,024.17
Deposit	01/21/20:			Deposit	125.85	348,150.02
Deposit	01/21/20:			Deposit	120.00	348,270.02
Deposit	01/21/20:			Deposit	4.90	348,274.92
Check	01/22/20:	26115	Security Benefit	Pay Perio...	-75.00	348,199.92
Check	01/22/20:	26116	Green Valley F.F.A.	Pay Perio...	-324.00	347,875.92
Deposit	01/22/20:			Deposit	350.00	348,225.92
Deposit	01/23/20:			Deposit	2,008.62	350,234.54
Deposit	01/23/20:			Deposit	2,728.43	352,962.97
General...	01/24/20:	202...			-69,058.74	283,904.23
General...	01/24/20:	202...			-1,019.56	282,884.67
General...	01/24/20:	202...			-13,960.36	268,924.31
General...	01/24/20:	202...			-414.55	268,509.76
General...	01/24/20:	202...			-950.30	267,559.46
Deposit	01/24/20:			Deposit	8,992.47	276,551.93
Deposit	01/24/20:			Deposit	2,159.19	278,711.12
Check	01/24/20:	ACH	Nationwide Retirement Solutions	Pay Perio...	-2,996.82	275,714.30
Check	01/24/20:	ACH	Nationwide Retirement Solutions	Pay Perio...	-1,417.69	274,296.61
General...	01/24/20:	202...		BILL 01/2...	-81,033.64	193,262.97
Deposit	01/27/20:			Deposit	1,589.08	194,852.05
Check	01/27/20:	ACH	PUBLIC SAFETY PERSONAL RETIREMENT SYS...	Pay Perio...	-26,554.76	168,297.29
Deposit	01/27/20:			Deposit	150.00	168,447.29
Deposit	01/27/20:			Deposit	402.44	168,849.73



5:27 PM  
 02/20/25  
 Accrual Basis











Tubac Fire District  
 Monthly Transaction Report  
 January 2025

Type	Date	Num	Name	Memo	Amount	Balance
Deposit	01/28/20:			Deposit	1,069.39	169,919.12
General...	01/28/20:	202...		BILL 01/2...	-12,257.00	157,662.12
Deposit	01/29/20:			Deposit	161.78	157,823.90
Deposit	01/29/20:			Deposit	720.00	158,543.90
Deposit	01/29/20:			Deposit	436.14	158,980.04
Deposit	01/29/20:			Deposit	4,588.82	163,568.86
Deposit	01/29/20:			Deposit	663.18	164,232.04
Deposit	01/30/20:			Deposit	3,277.43	167,509.47
Deposit	01/30/20:			Deposit	10,825.13	178,334.60
Deposit	01/30/20:			Deposit	3,578.40	181,913.00
Deposit	01/31/20:			Deposit	2,313.89	184,226.89
Deposit	01/31/20:			Deposit	2,062.43	186,289.32
Deposit	01/31/20:			Deposit	2,426.48	188,715.80
General...	01/31/20:	202...		BILL 01/3...	-157,104.81	31,610.99
Check	01/31/20:			Service C...	-16.17	31,594.82
Total 1129 · Operational					31,594.82	31,594.82
<b>1130 · Savings Acct.</b>						
Deposit	01/28/20:			Interest	8.43	8.43
Total 1130 · Savings Acct.					8.43	8.43
<b>1131 · Bond Account</b>						
Transfer	01/13/20:			Funds Tra...	14,912.26	14,912.26
General...	01/31/20:	202...		to record ...	32,081.58	46,993.84
Deposit	01/31/20:			Interest	4,668.17	51,662.01
Total 1131 · Bond Account					51,662.01	51,662.01
<b>TOTAL</b>					<b>-301,518.34</b>	<b>-301,518.34</b>

# Tubac Fire District

## Twelve-Month Cash Flow

Fiscal Year  
Begins: Jul-24

	Beginning	Jul-24	Aug-24	Sep-24	Oct-24	Nov-24	Dec-24	Jan-25	Feb-25	Mar-25	Apr-25	May-25	Jun-25	Monthly Average	Overview
<b>Cash Summary</b>															
<b>Cash on Hand</b> <small>(beginning of month)</small>	10,910,198	10,910,198	10,610,056	10,355,598	10,092,418	11,017,141	11,388,915	11,871,851	11,611,608	11,961,192	12,013,032	12,650,622	12,693,118	11,431,313	
<b>Cash Available</b> (on hand + receipts, before cash out)	10,910,198	11,066,534	10,732,545	10,555,922	11,484,241	11,722,598	12,334,582	12,209,723	12,332,180	12,384,197	13,079,045	13,184,049	13,357,216	12,036,903	
<b>Cash Position</b> (end of month)	10,910,198	10,610,056	10,355,598	10,092,418	11,017,141	11,388,915	11,871,851	11,611,608	11,961,192	12,013,032	12,650,622	12,693,118	10,543,886	11,400,787	
<b>Line of Credit Available</b>	1,000,000	1,000,000	1,000,000	1,000,000	1,000,000	1,000,000	1,000,000	1,000,000	1,000,000	1,000,000	1,000,000	1,000,000	1,000,000	1,000,000	
<b>Cash Receipts</b>															
Tax Levy Revenue		21,059	34,687	12,593	1,226,229	605,227	779,163	171,355	453,286	155,718	740,393	207,807	148,133	379,637	
Other Cash Inflows		135,277	87,802	187,731	165,593	100,229	166,503	166,517	267,287	267,287	325,620	325,620	515,965	225,952	
Line of Credit		0	0	0	0	0	0	0	0	0	0	0	0	0	
<b>Total Cash Receipts</b>		<b>156,336</b>	<b>122,489</b>	<b>200,324</b>	<b>1,391,822</b>	<b>705,456</b>	<b>945,667</b>	<b>337,872</b>	<b>720,573</b>	<b>423,005</b>	<b>1,066,013</b>	<b>533,427</b>	<b>664,098</b>	<b>605,590</b>	
<b>Cash Paid Out</b>															
Disbursements		456,478	376,947	463,504	467,099	333,682	462,731	598,115	370,988	371,165	428,422	490,931	2,813,329	636,116	
Repayment of LOC		0	0	0	0	0	0	0	0	0	0	0	0	0	
<b>Total Cash Paid Out</b>		<b>456,478</b>	<b>376,947</b>	<b>463,504</b>	<b>467,099</b>	<b>333,682</b>	<b>462,731</b>	<b>598,115</b>	<b>370,988</b>	<b>371,165</b>	<b>428,422</b>	<b>490,931</b>	<b>2,813,329</b>	<b>636,116</b>	
		(Actual)	(Actual)	(Actual)	(Actual)	(Actual)	(Actual)	(Actual)	(Budget)	(Budget)	(Budget)	(Budget)	(Budget)		