

Tubac Fire District

2227 E I-19 Frontage Rd
Tubac, AZ 85646
520.398.2255



Monthly Financial Report – April 2021

Attached are the following for your information and review:

1. Balance Sheet as of April 30, 2021.
2. Summary of Reconciled Cash Balances as of April 30, 2021.
3. Income Statement of Revenues and Expenditures for April 2021 including budget to actual and year-to-date balances.
4. Income vs. Expenses Graph for April 2021.
5. Fixed Asset Additions and Disposals for FY 20/21.
6. Liabilities & Securities for FY 20/21.
7. Fleet Repairs & Maintenance Expenses.
8. Station Utilities, Supplies, and Repairs & Maintenance Expenses.
9. Board Presentation.
10. Monthly Disbursement Report.
11. 12-Month Cash Flow.

Key points:

- Santa Cruz County revenue for April is \$598,516 which is \$79,860 over budget.
- Non-Levy revenue is \$72,846 which is under budget by \$68,329 driven by wildland revenue.
- Expenses for April totaled \$265,524 which is under budget by \$29,542.
- Year-to-date Santa Cruz revenue is \$2,893,624 which is \$115,435 over budget.
- Year-to-date Non-Levy revenue is \$4,777,253 which is \$3,770,503 over budget, driven by the sale of the tower.
- Year-to-date ordinary expense is \$3,182,412 which is \$150,452 over budget.
 - Personnel Expenses are \$128,784 over budget, driven by Overtime and Wildland overtime.

Please contact the Finance Director for any questions or concerns regarding this report.

This report and the attached detail reports have been reviewed and approved by the Fire Board.

Board Clerk

Date

Tubac Fire District
Balance Sheet
As of April 30, 2021

	Apr 30, 21	Mar 31, 21	\$ Change	Apr 30, 20	\$ Change
ASSETS					
Current Assets					
Checking/Savings					
1127 · Cash with County Treasurer	502,625.32	131,746.60	370,878.72	458,346.38	44,278.94
1129 · Operational	602,986.02	728,471.86	-125,485.84	867,657.37	-264,671.35
1130 · Savings Acct.	4,643,312.68	4,643,121.88	190.80	728,507.30	3,914,805.38
1131 · Bond Account	648,943.80	553,048.66	95,895.14	624,725.38	24,218.42
Total Checking/Savings	6,397,867.82	6,056,389.00	341,478.82	2,679,236.43	3,718,631.39
Accounts Receivable					
1245 · Property Tax Receivable	229,673.56	229,673.56	0.00	210,125.90	19,547.66
1200 · Wildland Receivable	13,342.90	3,526.78	9,816.12	0.00	13,342.90
1205 · Other Receivables	18,303.25	18,303.25	0.00	18,033.25	270.00
1250 · Ambulance Receivable	155,819.15	155,819.15	0.00	157,659.00	-1,839.85
1251 · Allowance for Ambulance Receiv	-82,122.65	-82,122.65	0.00	-28,378.62	-53,744.03
Total Accounts Receivable	335,016.21	325,200.09	9,816.12	357,439.53	-22,423.32
Other Current Assets					
1400 · Prepaid Expense	18,761.77	18,761.77	0.00	14,134.66	4,627.11
Total Other Current Assets	18,761.77	18,761.77	0.00	14,134.66	4,627.11
Total Current Assets	6,751,645.80	6,400,350.86	351,294.94	3,050,810.62	3,700,835.18
Fixed Assets					
1750 · CIP	15,600.00	15,600.00	0.00	0.00	15,600.00
1711 · Land - Non-depreciable	257,352.00	257,352.00	0.00	257,352.00	0.00
1745 · AD - Equipment	-1,344,957.58	-1,344,957.58	0.00	-1,268,362.19	-76,595.39
1735 · AD - Vehicles	-2,591,325.80	-2,591,325.80	0.00	-2,905,525.18	314,199.38
1725 · AD - Building	-1,961,004.22	-1,961,004.22	0.00	-1,814,669.38	-146,334.84
1730 · Vehicles	3,258,646.22	3,258,646.22	0.00	3,539,788.48	-281,142.26
1740 · Equipment	1,917,942.29	1,917,942.29	0.00	1,599,389.71	318,552.58
1720 · Buildings & Improvements	6,316,051.78	6,316,051.78	0.00	6,334,302.73	-18,250.95
Total Fixed Assets	5,868,304.69	5,868,304.69	0.00	5,742,276.17	126,028.52
Other Assets					
1958 · Net PSPRS OPEB Asset TR 3	502.00	502.00	0.00	0.00	502.00
1957 · Net Pension Asset PSPRS TR3	5,579.00	5,579.00	0.00	0.00	5,579.00
1918 · Deferred Outflow PSPRS OPEB TR3	118.00	118.00	0.00	0.00	118.00
1917 · Deferred Outflows PSPRS TR 3	28,415.00	28,415.00	0.00	0.00	28,415.00
1956 · Net OPEB Asset	122,452.00	122,452.00	0.00	72,080.00	50,372.00

Tubac Fire District
Balance Sheet
As of April 30, 2021

	Apr 30, 21	Mar 31, 21	\$ Change	Apr 30, 20	\$ Change
1916 · Deferred outflow - PSPRS OPEB	3,005.00	3,005.00	0.00	0.00	3,005.00
1915 · Deferred outflows - PSPRS	1,347,886.00	1,347,886.00	0.00	1,286,204.00	61,682.00
Total Other Assets	1,507,957.00	1,507,957.00	0.00	1,358,284.00	149,673.00
TOTAL ASSETS	14,127,907.49	13,776,612.55	351,294.94	10,151,370.79	3,976,536.70
LIABILITIES & EQUITY					
Liabilities					
Current Liabilities					
Accounts Payable					
2000 · Accounts Payable	8,585.18	45,425.69	-36,840.51	38,416.08	-29,830.90
Total Accounts Payable	8,585.18	45,425.69	-36,840.51	38,416.08	-29,830.90
Credit Cards					
2010 · Bank of America Credit Card	4,084.53	2,629.31	1,455.22	1,596.80	2,487.73
Total Credit Cards	4,084.53	2,629.31	1,455.22	1,596.80	2,487.73
Other Current Liabilities					
2316 · Deferred Inflows - PSPRS OPEB	92,091.00	92,091.00	0.00	55,427.00	36,664.00
2318 · Deferred Inflows PSPRS OPEB TR3	110.00	110.00	0.00	0.00	110.00
2317 · Deferred Inflows PSPRS TR3	1,387.00	1,387.00	0.00	0.00	1,387.00
2230 · Accrued Interest	2,628.78	2,628.78	0.00	2,353.00	275.78
2030 · Compensated Absences Payable	113,296.86	113,296.86	0.00	107,010.48	6,286.38
2020 · Accrued Wages	110,929.42	110,929.42	0.00	67,035.17	43,894.25
2315 · Deferred Inflows - PSPRS	571,371.00	571,371.00	0.00	478,001.00	93,370.00
2100 · Payroll Liabilities					
2102 · PSPRS Payable	7,551.20	8,621.04	-1,069.84	0.00	7,551.20
2103 · Pension Payable	5,794.78	3,528.52	2,266.26	0.00	5,794.78
2127 · Union Dues Payable	468.00	468.00	0.00	18.00	450.00
2128 · Health Insurance/Vision Ins.	-22,450.01	0.00	-22,450.01	-5,460.34	-16,989.67
2130 · Life Insurance	1,066.40	0.00	1,066.40	0.00	1,066.40
2132 · Dental Insurance	1,817.28	0.00	1,817.28	0.00	1,817.28
2137 · Garnishment	-236.26	551.90	-788.16	-1,000.22	763.96
2140 · Pre-Paid Legal	-25.90	-25.90	0.00	90.65	-116.55
Total 2100 · Payroll Liabilities	-6,014.51	13,143.56	-19,158.07	-6,351.91	337.40
2111 · Direct Deposit Liabilities	0.00	0.00	0.00	93.00	-93.00
Total Other Current Liabilities	885,799.55	904,957.62	-19,158.07	703,567.74	182,231.81
Total Current Liabilities	898,469.26	953,012.62	-54,543.36	743,580.62	154,888.64

4:27 PM

05/19/21

Accrual Basis

**Tubac Fire District
Balance Sheet
As of April 30, 2021**

	Apr 30, 21	Mar 31, 21	\$ Change	Apr 30, 20	\$ Change
Long Term Liabilities					
2335 · F150 Leases Payable	64,947.12	64,947.12	0.00	90,337.08	-25,389.96
2330 · Ambulance Lease Payable	143,145.64	143,145.64	0.00	169,009.89	-25,864.25
2355 · Net Pension Liability - PSPRS	2,646,365.00	2,646,365.00	0.00	2,460,182.00	186,183.00
2320 · Bond Payable	3,475,645.64	3,475,645.64	0.00	3,861,800.00	-386,154.36
Total Long Term Liabilities	6,330,103.40	6,330,103.40	0.00	6,581,328.97	-251,225.57
Total Liabilities	7,228,572.66	7,283,116.02	-54,543.36	7,324,909.59	-96,336.93
Equity					
3001 · Unrestricted	438,291.53	438,291.53	0.00	392,152.59	46,138.94
3510 · Restricted	236,344.73	236,344.73	0.00	552,588.73	-316,244.00
3530 · Net Investment in Capital Asset	1,736,233.22	1,736,233.22	0.00	1,154,375.22	581,858.00
Net Income	4,488,465.35	4,082,627.05	405,838.30	727,344.66	3,761,120.69
Total Equity	6,899,334.83	6,493,496.53	405,838.30	2,826,461.20	4,072,873.63
TOTAL LIABILITIES & EQUITY	14,127,907.49	13,776,612.55	351,294.94	10,151,370.79	3,976,536.70

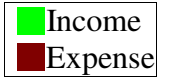
Tubac Fire District
Summary of Reconciled Cash Balances
 Period Ending 4/30/2021

	Bank of America Checking 4/30/2021	Santa Cruz County General Fund 4/30/2021	Bank of America Savings 4/30/2021	Santa Cruz County Bond Account 4/30/2021
Beginning Balance	729,855.11	131,746.60	4,643,121.88	553,048.66
Cleared Transactions				
Checks and Payments	(321,839.68)	(131,746.60)	-	-
Deposits and Credits	196,006.59	502,625.32	190.80	95,895.14
Total Cleared Transactions	<u>(125,833.09)</u>	<u>370,878.72</u>	<u>190.80</u>	<u>95,895.14</u>
Cleared Balance	<u>604,022.02</u>	<u>502,625.32</u>	<u>4,643,312.68</u>	<u>648,943.80</u>
Uncleared Transactions				
Checks and Payments	(1,036.00)	-	-	-
Deposits and Credits	-	-	-	-
Total Uncleared Transactions	<u>(1,036.00)</u>	<u>-</u>	<u>-</u>	<u>-</u>
Register Balance as of 4/30/2021	<u><u>602,986.02</u></u>	<u><u>502,625.32</u></u>	<u><u>4,643,312.68</u></u>	<u><u>648,943.80</u></u>

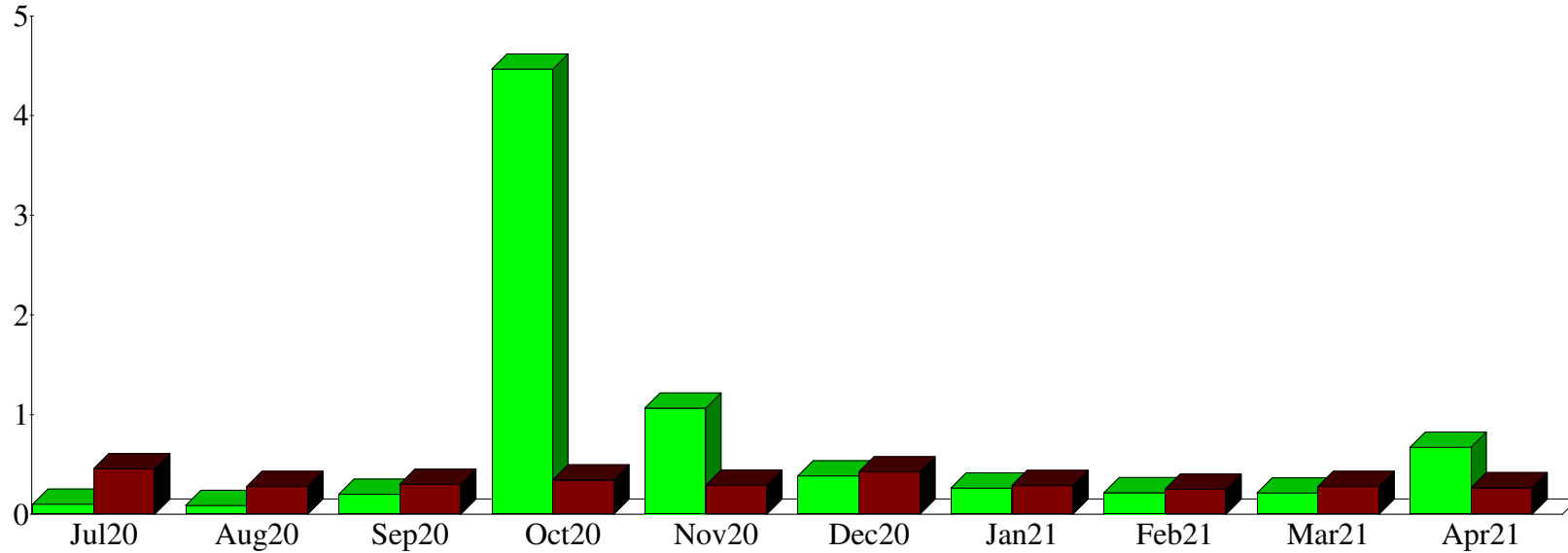
Tubac Fire District
Profit & Loss Budget Performance
April 2021

	Apr 21	Budget	\$ Over Budget	Jul '20 - Apr 21	YTD Budget	\$ Over Budget	Annual Budget
Ordinary Income/Expense							
Income							
Tax Revenues	598,515.56	518,656.00	79,859.56	2,893,624.27	2,778,189.25	115,435.02	3,235,431.25
Non Tax Levy Revenue							
4200 - Miscellaneous Revenue	16,433.20	36,175.00	-19,741.80	177,820.63	361,750.00	-183,929.37	434,100.00
4110 - EMS Revenue	38,298.60	37,500.00	798.60	349,788.32	375,000.00	-25,211.68	450,000.00
4120 - Wildland Revenue	18,114.46	67,500.00	-49,385.54	361,264.83	270,000.00	91,264.83	405,000.00
8005 - Gain/Loss on sale of asset	0.00			3,888,379.35			
Total Non Tax Levy Revenue	72,846.26	141,175.00	-68,328.74	4,777,253.13	1,006,750.00	3,770,503.13	1,289,100.00
Total Income	671,361.82	659,831.00	11,530.82	7,670,877.40	3,784,939.25	3,885,938.15	4,524,531.25
Gross Profit	671,361.82	659,831.00	11,530.82	7,670,877.40	3,784,939.25	3,885,938.15	4,524,531.25
Expense							
Personnel Expenses	220,483.82	229,320.00	-8,836.18	2,436,891.28	2,308,107.00	128,784.28	2,866,472.00
Buildings & Land	10,541.75	15,801.00	-5,259.25	170,554.49	158,010.00	12,544.49	189,600.00
Vehicles & Equipment	14,200.38	19,584.00	-5,383.62	230,700.86	207,840.00	22,860.86	246,904.00
Communications & I.T.	4,930.75	13,084.00	-8,153.25	88,380.89	97,545.00	-9,164.11	119,100.00
Travel & Training	5,186.70	6,975.00	-1,788.30	36,698.24	56,400.00	-19,701.76	70,350.00
Managerial Expenses	10,180.12	9,469.00	711.12	176,855.53	154,715.00	22,140.53	173,655.00
Grant Expenses	0.00	833.00	-833.00	1,545.97	8,330.00	-6,784.03	10,000.00
Total Expense	265,523.52	295,066.00	-29,542.48	3,141,627.26	2,990,947.00	150,680.26	3,676,081.00
Net Ordinary Income	405,838.30	364,765.00	41,073.30	4,529,250.14	793,992.25	3,735,257.89	848,450.25
Other Income/Expense							
Other Expense							
8010 - Bond Interest	0.00	0.00	0.00	40,784.79	41,012.62	-227.83	82,025.24
Total Other Expense	0.00	0.00	0.00	40,784.79	41,012.62	-227.83	82,025.24
Net Other Income	0.00	0.00	0.00	-40,784.79	-41,012.62	227.83	-82,025.24
Net Income	405,838.30	364,765.00	41,073.30	4,488,465.35	752,979.63	3,735,485.72	766,425.01

Income and Expense by Month
July 2020 through April 2021

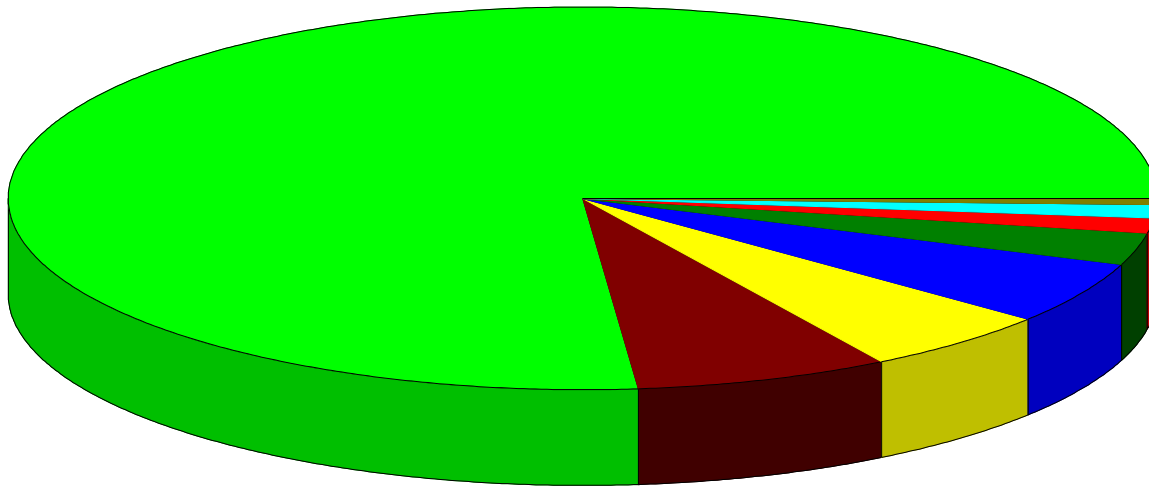


\$ in 1,000,000's



Expense Summary
July 2020 through April 2021

Personnel Expenses	76.57%
Vehicles & Equipment	7.25
Managerial Expenses	5.56
Buildings & Land	5.36
Communications & I.T.	2.78
8010 - Bond Interest	1.28
Travel & Training	1.15
Grant Expenses	0.05
Total	\$3,182,412.05



By Account

TUBAC FIRE DISTRICT
Liabilities and Securities - FY20/21

LIABILITIES						
Description	TOTAL PRICE	CURRENT BALANCE	INTEREST RATE	FY20/21 PAYMENTS	NEXT PAYMENT	DATE OF PAYOFF
Bond	\$6,795,000.00	\$3,521,800.00	2.36%	\$0.00	7/1/2021	7/1/2028
Lease Payable	\$195,131.69	\$143,145.64	3.71%	\$25,864.25	2/1/2022	2/1/2026
Net Pension Liability - PSPRS		\$2,460,182.00				
Totals		\$6,125,127.64		\$25,864.25		

SECURITIES				
Broker	CUSIP #	Description	Market Value	Maturity Date
		Totals	\$0.00	

☞ Net balance owed = **\$6,125,127.64**

4:29 PM

05/19/21

Accrual Basis

**Tubac Fire District
Fleet Repairs & Maintenance
April 2021**

Date	Source Name	Memo	Amount
Ambulance 1055			
04/06/2021	Tractor Supply Co	DEF for ambulance #1055	9.99
04/22/2021	Luna's Auto Service	Tire repair	30.00
Total Ambulance 1055			39.99
Apparatus			
Ambulance 1053			
04/06/2021	Tractor Supply Co	DEF for ambulance #1053	9.99
Total Ambulance 1053			9.99
Ambulance 1054			
04/06/2021	Tractor Supply Co	DEF for ambulance #1054	9.99
04/22/2021	Luna's Auto Service	Tire repair	30.00
Total Ambulance 1054			39.99
Brush 1048			
04/06/2021	Tractor Supply Co	DEF for brush truck #1048	9.99
Total Brush 1048			9.99
Rescue 1040			
04/13/2021	O'Rielly Chevrolet	Part needed on Salt Fire assignment	39.24
Total Rescue 1040			39.24
Unit #1023			
04/07/2021	Merle's Automotive Supply	Battery/Core	302.98
Total Unit #1023			302.98
Total Apparatus			402.19
Polaris 1056			
04/26/2021	Polaris	K-Accy roof sport crew for new Polaris	451.58
04/26/2021	Polaris	1000 Poly Half windshield for new Polaris	175.61
04/30/2021	Art's Car Audio & Sign Shop	Reflective decals for Polaris Ranger - labor and installation	450.00
Total Polaris 1056			1,077.19
Staff 1036			
04/20/2021	California Tire	Trailer tires, trailer #1036	108.33
Total Staff 1036			108.33
TOTAL			1,627.70

4:30 PM

05/19/21

Accrual Basis

Tubac Fire District
Station Utilities, Supplies, and Repairs & Maintenance
April 2021

Date	Source Name	Memo	Amount
Stations			
Station 1			
04/01/2021	Prudential Overall Supply	Station Supplies	26.69
04/01/2021	Century Link 8386	Internet Station 1	3.72
04/07/2021	Prudential Overall Supply	Station Supplies	30.79
04/09/2021	EPCOR	April water bill	61.56
04/10/2021	Century Link 326B	Internet April 2021	165.70
04/14/2021	Prudential Overall Supply	Station Supplies	30.79
04/16/2021	Unisource Energy Services (Gas)	2227 E FRONTAGE RD, TUBAC, AZ 85646 Small Volume Public Authorit...	22.11
04/16/2021	Unisource Energy Services (Electric)	2227 E FRONTAGE RD, TUBAC, AZ 85646 Small General Service (Servi...	462.32
04/16/2021	Unisource Energy Services (Gas)	2227 E FRONTAGE RD, TUBAC, AZ 85646 Small Volume Public Authorit...	47.12
04/18/2021	Direct TV - 9236	TV for period 4/18/21 - 5/17/21	149.98
04/20/2021	Simply Bits, LLC	Account #: CA24339 Internet and long distance for May 2021	905.74
04/21/2021	Prudential Overall Supply	Station Supplies	30.77
04/26/2021	Amazon	Commercial garage door openers PBS-3 three button station for station #1	35.37
04/27/2021	Waste Management of Tucson	Trash Service	206.96
04/28/2021	Prudential Overall Supply	Station Supplies	30.77
Total Station 1			2,210.39
Station 2			
04/01/2021	Prudential Overall Supply	Station Supplies	35.08
04/01/2021	Central Alarm	Access Control Full Service from 4/1/21 - 4/30/21	60.00
04/06/2021	Terminix	Pest Control	120.00
04/07/2021	Prudential Overall Supply	Station Supplies	37.49
04/10/2021	Century Link 011B	Monthly Internet for Station 2 April 2021	62.73
04/11/2021	Direct TV - 9885	Station 2 TV from 3/27/21 - 4/26/21	166.98
04/14/2021	Prudential Overall Supply	Station Supplies	37.49
04/16/2021	Liberty Utilities #8134201956-305894*	84201956-84305894 1360 W FRONTAGE RD 02/10/2021 - 03/09/2021	311.56
04/20/2021	Simply Bits, LLC	Account #: CA17981 Internet and long distance for May 2021	592.56
04/21/2021	Prudential Overall Supply	Station Supplies	37.47
04/22/2021	Unisource Energy Services (Electric)	563 CAMINO LITO GALINDO, RIO RICO, AZ 85648 Medium General Ser...	684.55
04/22/2021	Unisource Energy Services (Electric)	455 CAMINO AGOSTO, 1, RIO RICO, AZ 85648 Small General Service (...)	158.83
04/27/2021	Waste Management of Tucson	Trash Service	208.81
04/28/2021	Prudential Overall Supply	Station Supplies	37.47
04/28/2021	Direct TV - 9885	Station 2 TV from 4/27/21 - 5/26/21	146.98
Total Station 2			2,698.00
Station 3			
04/01/2021	Prudential Overall Supply	Returned Mat, laundry bag & rack	-32.90
04/01/2021	Prudential Overall Supply	Returned Mat, laundry bag & rack	-32.90
04/01/2021	Prudential Overall Supply	Station Supplies	32.90
04/03/2021	Direct TV - 0393	TV for period 4/2/21 - 5/1/21 at Station 3	156.98
04/06/2021	Tractor Supply Co	station supplies	21.60
04/07/2021	Prudential Overall Supply	Station Supplies	35.15
04/08/2021	Liberty Utilities 84207196-84305894	Account Number: 84207196-84305894 Service Address: 333 CAMINO J...	166.72
04/14/2021	Prudential Overall Supply	Station Supplies	35.15
04/20/2021	Simply Bits, LLC	Account #: CA24338 Internet and long distance for May 2021	693.52
04/21/2021	Prudential Overall Supply	Station Supplies	35.13
04/23/2021	Unisource Energy Services (Electric)	333 CAMINO JOSEPHINA, RIO RICO, AZ 85648 Medium General Servic...	824.54
04/28/2021	Prudential Overall Supply	Station Supplies	35.13
Total Station 3			1,971.02

4:30 PM

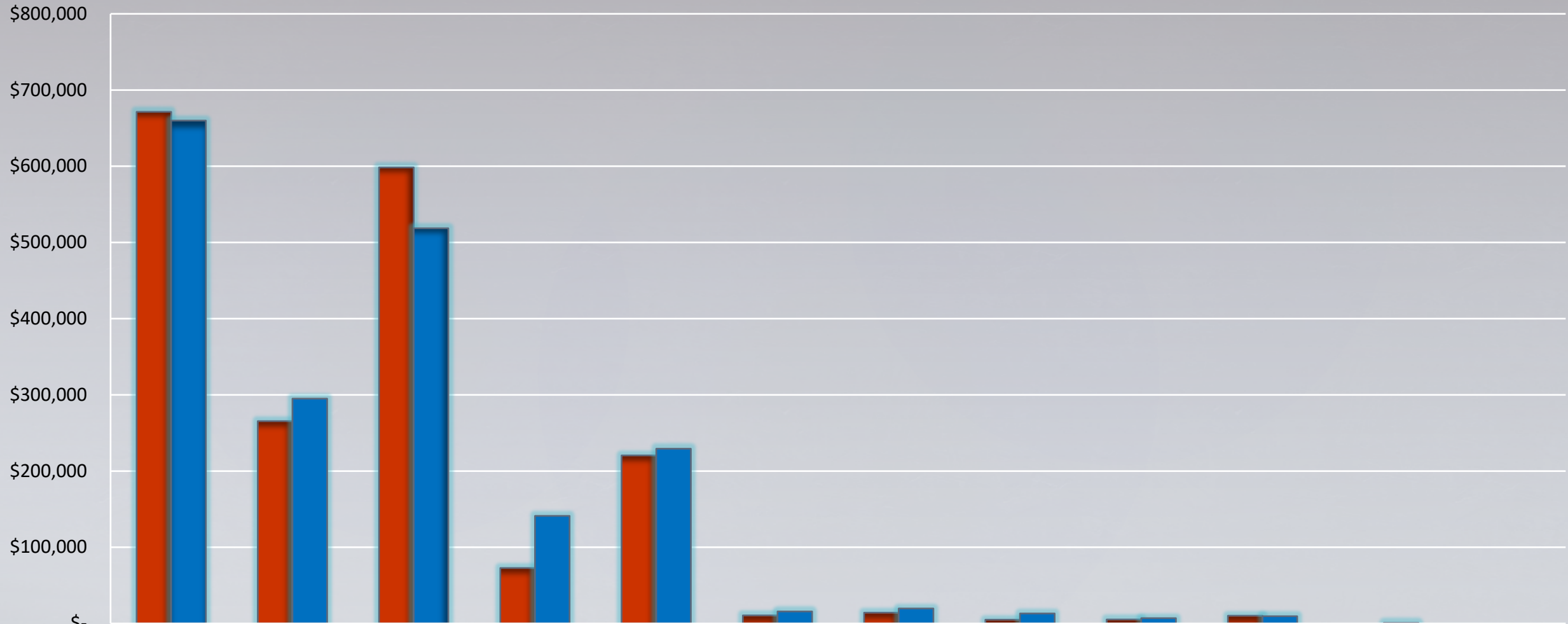
05/19/21

Accrual Basis

Tubac Fire District
Station Utilities, Supplies, and Repairs & Maintenance
 April 2021

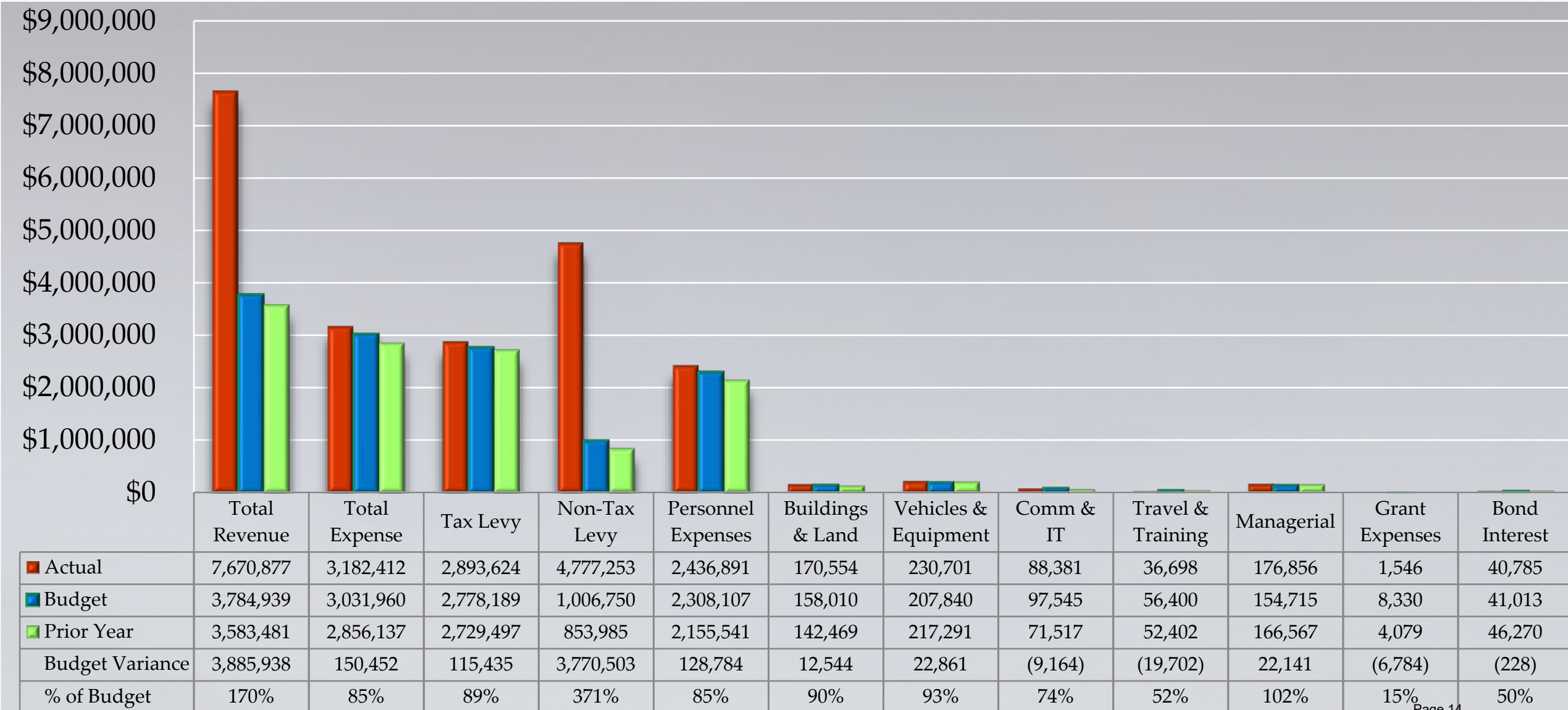
Date	Source Name	Memo	Amount
Station 4			
04/01/2021	Prudential Overall Supply	Station Supplies	32.90
04/01/2021	Terminix	Pest Control	143.00
04/05/2021	Bustamante Refrigeration, LLC	1 - 12" X 9" BLOWER - AC Repair	545.00
04/05/2021	Bustamante Refrigeration, LLC	A/C repair at Station #4	0.00
04/06/2021	Direct TV - 2827	Monthly TV from 4/5/21 - 5/4/21 at Station 4	163.98
04/07/2021	Prudential Overall Supply	Station Supplies	35.15
04/14/2021	Prudential Overall Supply	Station Supplies	35.15
04/20/2021	Jesse Espinoza	Refrigerator repair	450.00
04/20/2021	Simply Bits, LLC	Account #: CA24337 Internet and long distance for May 2021	700.80
04/21/2021	Prudential Overall Supply	Station Supplies	35.13
04/26/2021	Unisource Energy Services (Electric)	149 Ruta Camaron, Rio Rico, AZ 2/23/21 - 3/23/21	668.45
04/27/2021	Unisource Energy Services (Electric)	149 Ruta Camaron, Rio Rico, AZ 3/23/21 - 4/23/21	676.43
04/28/2021	Prudential Overall Supply	Station Supplies	35.13
Total Station 4			3,521.12
Total Stations			10,400.53
TOTAL			10,400.53

April 2021




	Total Revenue	Total Expense	Tax Levy	Non-Tax Levy	Personnel Expenses	Buildings & Land	Vehicles & Equipment	Comm & IT	Travel & Training	Managerial	Grant Expense	Bond Interest
Actual	\$671,362	\$265,524	\$598,516	\$72,846	\$220,484	\$10,542	\$14,200	\$4,931	\$5,187	\$10,180	\$0	\$0
Budget	\$659,831	\$295,066	\$518,656	\$141,175	\$229,320	\$15,801	\$19,584	\$13,084	\$6,975	\$9,469	\$833	\$0
Variance	11,531	(29,542)	79,860	(68,329)	(8,836)	(5,259)	(5,384)	(8,153)	(1,788)	711	(833)	-

Fiscal Year to Date Budget to Actual



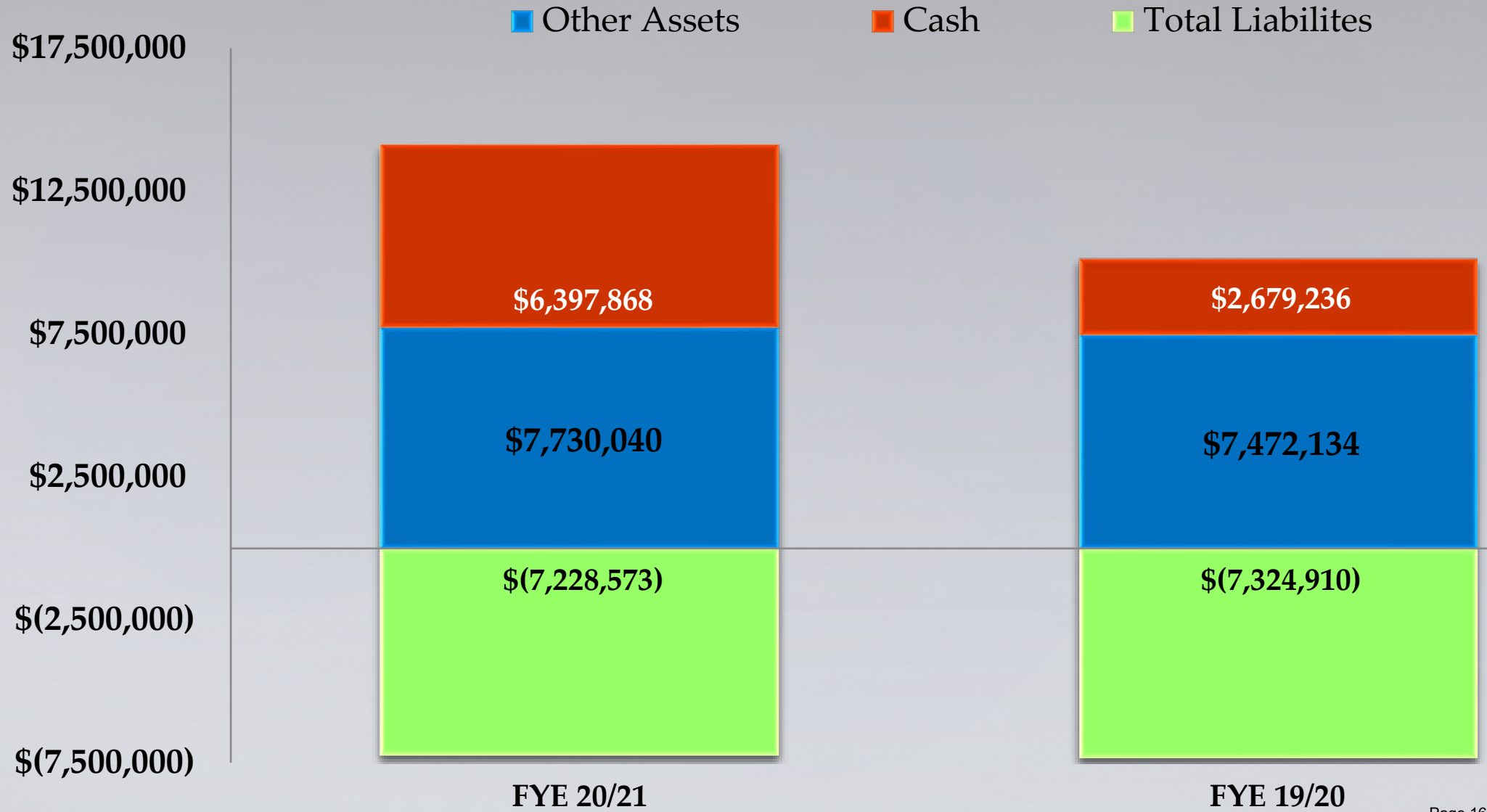
Percentage of Expenses Year to Date



Fire District Averages

Personnel	81%
Operations	11%
Communications	2%
Administrative	6%

Cash Position



**Tubac Fire District
Monthly Disbursement Report**

April 2021

Type	Date	Num	Name	Memo	Amount	Balance
1072 - Bill.com Money Out Clearing						
Bill Pmt -Check	04/02/2021	Bill.com	Prudential Overall Supply	https://app01.us.bill.com/BillPay?id=blp01HLD...	-35.15	-35.15
Bill Pmt -Check	04/02/2021	Bill.com	Waste Management of Tucs...	https://app01.us.bill.com/BillPay?id=blp01WWL...	-207.84	-242.99
Bill Pmt -Check	04/02/2021	Bill.com	Prudential Overall Supply	https://app01.us.bill.com/BillPay?id=blp01MDS...	-37.49	-280.48
Bill Pmt -Check	04/02/2021	Bill.com	Unisource Energy Services (...)	https://app01.us.bill.com/BillPay?id=blp01QER...	-816.32	-1,096.80
Bill Pmt -Check	04/02/2021	Bill.com	Prudential Overall Supply	https://app01.us.bill.com/BillPay?id=blp01VXPB...	-35.15	-1,131.95
Bill Pmt -Check	04/02/2021	Bill.com	Empire Southwest*	https://app01.us.bill.com/BillPay?id=blp01EBSZ...	-903.00	-2,034.95
Bill Pmt -Check	04/02/2021	Bill.com	Prudential Overall Supply	https://app01.us.bill.com/BillPay?id=blp01SLDK...	-30.79	-2,065.74
Bill Pmt -Check	04/02/2021	Bill.com	The Mahoney Group	https://app01.us.bill.com/BillPay?id=blp01ODV...	-321.50	-2,387.24
Bill Pmt -Check	04/02/2021	Bill.com	Prudential Overall Supply	https://app01.us.bill.com/BillPay?id=blp01VCFZ...	-35.15	-2,422.39
Bill Pmt -Check	04/02/2021	Bill.com	Century Link 011B	https://app01.us.bill.com/BillPay?id=blp01IZYQ...	-62.59	-2,484.98
Bill Pmt -Check	04/02/2021	Bill.com	Waste Management of Tucs...	https://app01.us.bill.com/BillPay?id=blp01FUR...	-208.81	-2,693.79
Bill Pmt -Check	04/02/2021	Bill.com	Prudential Overall Supply	https://app01.us.bill.com/BillPay?id=blp01KCG...	-30.79	-2,724.58
Bill Pmt -Check	04/02/2021	Bill.com	Modular Solutions	https://app01.us.bill.com/BillPay?id=blp01NMP...	-800.00	-3,524.58
Bill Pmt -Check	04/02/2021	Bill.com	Direct TV - 9885	https://app01.us.bill.com/BillPay?id=blp01UAU...	-166.98	-3,691.56
Bill Pmt -Check	04/02/2021	Bill.com	Prudential Overall Supply	https://app01.us.bill.com/BillPay?id=blp01HFKE...	-37.49	-3,729.05
Bill Pmt -Check	04/02/2021	Bill.com	Senergy Petroleum	https://app01.us.bill.com/BillPay?id=blp01VOE...	-2,497.31	-6,226.36
Bill Pmt -Check	04/02/2021	Bill.com	Jim Click	https://app01.us.bill.com/BillPay?id=blp01BCF...	-484.66	-6,711.02
Bill Pmt -Check	04/02/2021	Bill.com	Empire Southwest*	https://app01.us.bill.com/BillPay?id=blp01BQS...	-903.00	-7,614.02
Bill Pmt -Check	04/02/2021	Bill.com	Valley Imaging Solutions Inc.	https://app01.us.bill.com/BillPay?id=blp01VWY...	-271.52	-7,885.54
Bill Pmt -Check	04/02/2021	Bill.com	Prudential Overall Supply	https://app01.us.bill.com/BillPay?id=blp01ULW...	-35.15	-7,920.69
General Journal	04/02/2021	2021-087		Bill.com 04/02/21 Payables Funding	7,920.69	0.00
Bill Pmt -Check	04/07/2021	Bill.com	Guardian EMS Products	https://app01.us.bill.com/BillPay?id=blp01FDW...	-139.34	-139.34
Bill Pmt -Check	04/07/2021	Bill.com	Enerspect Medical Solutions	https://app01.us.bill.com/BillPay?id=blp01QQD...	-46,531.30	-46,670.64
Bill Pmt -Check	04/07/2021	Bill.com	W.W. Williams	https://app01.us.bill.com/BillPay?id=blp01KLW...	-2,140.39	-48,811.03
Bill Pmt -Check	04/07/2021	Bill.com	W.W. Williams	https://app01.us.bill.com/BillPay?id=blp01PKVK...	-3,134.00	-51,945.03
General Journal	04/07/2021	2021-088		Bill.com 04/07/21 Payables Funding	51,945.03	0.00
General Journal	04/08/2021	2021-089		Bill.com 04/08/21 Credit P21030501 - 7289697	-1,269.11	-1,269.11
Bill Pmt -Check	04/12/2021	Bill.com	Canyon Disposal, Inc.	https://app01.us.bill.com/BillPay?id=blp01HKE...	-227.70	-1,496.81
Bill Pmt -Check	04/12/2021	Bill.com	Municipal Emergency Servic...	https://app01.us.bill.com/BillPay?id=blp01XYVT...	-4,979.53	-6,476.34
Bill Pmt -Check	04/12/2021	Bill.com	River City Supply, LLC	https://app01.us.bill.com/BillPay?id=blp01GFW...	-1,152.85	-7,629.19
Bill Pmt -Check	04/12/2021	Bill.com	Verizon	https://app01.us.bill.com/BillPay?id=blp01ILCG...	-320.08	-7,949.27
Bill Pmt -Check	04/12/2021	Bill.com	W.W. Williams	https://app01.us.bill.com/BillPay?id=blp01TOC...	-1,271.72	-9,220.99
Bill Pmt -Check	04/12/2021	Bill.com	Guardian EMS Products	https://app01.us.bill.com/BillPay?id=blp01GDF...	-33.39	-9,254.38
Bill Pmt -Check	04/12/2021	Bill.com	Santa Cruz County Landfill	https://app01.us.bill.com/BillPay?id=blp01WRC...	-12.93	-9,267.31
Bill Pmt -Check	04/12/2021	Bill.com	Terminix	https://app01.us.bill.com/BillPay?id=blp01DVO...	-141.00	-9,408.31
Bill Pmt -Check	04/12/2021	Bill.com	Verizon	https://app01.us.bill.com/BillPay?id=blp01ENSZ...	-506.12	-9,914.43
Bill Pmt -Check	04/12/2021	Bill.com	V191 & Associates	https://app01.us.bill.com/BillPay?id=blp01XOR...	-541.67	-10,456.10
General Journal	04/12/2021	2021-094		Bill.com 04/12/21 Payables Funding	9,186.99	-1,269.11
Bill Pmt -Check	04/19/2021	Bill.com	James Vincent Group	https://app01.us.bill.com/BillPay?id=blp01GHU...	-503.81	-1,772.92
Bill Pmt -Check	04/19/2021	Bill.com	Human Resource Strategies	https://app01.us.bill.com/BillPay?id=blp01JINZ...	-500.00	-2,272.92
Bill Pmt -Check	04/19/2021	Bill.com	Quill Corporation	https://app01.us.bill.com/BillPay?id=blp01LPJL...	-124.17	-2,397.09
Bill Pmt -Check	04/19/2021	Bill.com	Fry Fire District*	https://app01.us.bill.com/BillPay?id=blp01KPQ...	-1,637.69	-4,034.78
Bill Pmt -Check	04/19/2021	Bill.com	James Vincent Group	https://app01.us.bill.com/BillPay?id=blp01HBB...	-2,700.00	-6,734.78
General Journal	04/19/2021	2021-096		Bill.com 04/19/21 Payables Funding	5,465.67	-1,269.11
Bill Pmt -Check	04/20/2021	Bill.com	Imprints Label & Decal*	https://app01.us.bill.com/BillPay?id=blp01ISMP...	-278.64	-1,547.75
Bill Pmt -Check	04/20/2021	Bill.com	Prudential Overall Supply	https://app01.us.bill.com/BillPay?id=blp01REO...	-37.49	-1,585.24
Bill Pmt -Check	04/20/2021	Bill.com	Prudential Overall Supply	https://app01.us.bill.com/BillPay?id=blp01MJIZ...	-35.15	-1,620.39
Bill Pmt -Check	04/20/2021	Bill.com	Prudential Overall Supply	https://app01.us.bill.com/BillPay?id=blp01APW...	-30.79	-1,651.18

4:30 PM

05/19/21

Accrual Basis

**Tubac Fire District
Monthly Disbursement Report**

April 2021

Type	Date	Num	Name	Memo	Amount	Balance
Bill Pmt -Check	04/20/2021	Bill.com	Direct TV - 2827	https://app01.us.bill.com/BillPay?id=blp01HZH...	-163.98	-1,815.16
Bill Pmt -Check	04/20/2021	Bill.com	Bustamante Refrigeration, L...	https://app01.us.bill.com/BillPay?id=blp01RQQ...	-545.00	-2,360.16
Bill Pmt -Check	04/20/2021	Bill.com	Merle's Automotive Supply	https://app01.us.bill.com/BillPay?id=blp01QUF...	-224.30	-2,584.46
Bill Pmt -Check	04/20/2021	Bill.com	Direct TV - 0393	https://app01.us.bill.com/BillPay?id=blp01PGM...	-156.98	-2,741.44
Bill Pmt -Check	04/20/2021	Bill.com	PraxAir 3502	https://app01.us.bill.com/BillPay?id=blp01XJNH...	-639.19	-3,380.63
Bill Pmt -Check	04/20/2021	Bill.com	Praxair 9892	https://app01.us.bill.com/BillPay?id=blp01YIDY...	-174.18	-3,554.81
Bill Pmt -Check	04/20/2021	Bill.com	Prudential Overall Supply	https://app01.us.bill.com/BillPay?id=blp01BSPE...	-35.15	-3,589.96
Bill Pmt -Check	04/20/2021	Bill.com	Praxair 8440	https://app01.us.bill.com/BillPay?id=blp01TBVD...	-461.01	-4,050.97
Bill Pmt -Check	04/20/2021	Bill.com	Terminix	https://app01.us.bill.com/BillPay?id=blp01DJCC...	-143.00	-4,193.97
General Journal	04/20/2021	2021-095		Bill.com 04/20/21 Payables Funding	2,924.86	-1,269.11
Bill Pmt -Check	04/23/2021	Bill.com	Prudential Overall Supply	https://app01.us.bill.com/BillPay?id=blp01UDIL...	-30.79	-1,299.90
Bill Pmt -Check	04/23/2021	Bill.com	Prudential Overall Supply	https://app01.us.bill.com/BillPay?id=blp01KIVM...	-35.15	-1,335.05
Bill Pmt -Check	04/23/2021	Bill.com	Bank of America	https://app01.us.bill.com/BillPay?id=blp01CPX...	-1,799.66	-3,134.71
Bill Pmt -Check	04/23/2021	Bill.com	Valley Imaging Solutions Inc.	https://app01.us.bill.com/BillPay?id=blp01QIZS...	-22.28	-3,156.99
Bill Pmt -Check	04/23/2021	Bill.com	Jorgensen Brooks Group	https://app01.us.bill.com/BillPay?id=blp01PXBB...	-384.75	-3,541.74
Bill Pmt -Check	04/23/2021	Bill.com	Prudential Overall Supply	https://app01.us.bill.com/BillPay?id=blp01VXW...	-26.69	-3,568.43
Bill Pmt -Check	04/23/2021	Bill.com	Unisource Energy Services (...)	https://app01.us.bill.com/BillPay?id=blp01WYM...	-22.11	-3,590.54
Bill Pmt -Check	04/23/2021	Bill.com	Voyager Fleet Systems Inc	https://app01.us.bill.com/BillPay?id=blp01JXSL...	-394.45	-3,984.99
Bill Pmt -Check	04/23/2021	Bill.com	Enerspect Medical Solutions	https://app01.us.bill.com/BillPay?id=blp01YHH...	-3,852.54	-7,837.53
Bill Pmt -Check	04/23/2021	Bill.com	Unisource Energy Services (...)	https://app01.us.bill.com/BillPay?id=blp01JKH...	-462.32	-8,299.85
Bill Pmt -Check	04/23/2021	Bill.com	Terminix	https://app01.us.bill.com/BillPay?id=blp01BQA...	-120.00	-8,419.85
Bill Pmt -Check	04/23/2021	Bill.com	Prudential Overall Supply	https://app01.us.bill.com/BillPay?id=blp01PWX...	-35.15	-8,455.00
Bill Pmt -Check	04/23/2021	Bill.com	Vision Service Plan	https://app01.us.bill.com/BillPay?id=blp01AOLB...	-7.99	-8,462.99
Bill Pmt -Check	04/23/2021	Bill.com	Prudential Overall Supply	https://app01.us.bill.com/BillPay?id=blp01QWV...	-35.08	-8,498.07
Bill Pmt -Check	04/23/2021	Bill.com	Pitney Bowes Inc.	https://app01.us.bill.com/BillPay?id=blp01UEIN...	-15.99	-8,514.06
Bill Pmt -Check	04/23/2021	Bill.com	Vision Service Plan	https://app01.us.bill.com/BillPay?id=blp01HYW...	-372.97	-8,887.03
Bill Pmt -Check	04/23/2021	Bill.com	Prudential Overall Supply	https://app01.us.bill.com/BillPay?id=blp01PCQ...	-37.49	-8,924.52
Bill Pmt -Check	04/23/2021	Bill.com	Valley Imaging Solutions Inc.	https://app01.us.bill.com/BillPay?id=blp01THTU...	-248.91	-9,173.43
Bill Pmt -Check	04/23/2021	Bill.com	EPCOR	https://app01.us.bill.com/BillPay?id=blp01FBLO...	-61.56	-9,234.99
Bill Pmt -Check	04/23/2021	Bill.com	Liberty Utilities 84207196-84...	https://app01.us.bill.com/BillPay?id=blp01AMQ...	-166.72	-9,401.71
Bill Pmt -Check	04/23/2021	Bill.com	Nextrio, LLC	https://app01.us.bill.com/BillPay?id=blp01CXH...	-606.89	-10,008.60
Bill Pmt -Check	04/23/2021	Bill.com	Unisource Energy Services (...)	https://app01.us.bill.com/BillPay?id=blp01OKIY...	-47.12	-10,055.72
Bill Pmt -Check	04/23/2021	Bill.com	Century Link 8386	https://app01.us.bill.com/BillPay?id=blp01LPUZ...	-3.72	-10,059.44
Bill Pmt -Check	04/23/2021	Bill.com	Nextrio, LLC	https://app01.us.bill.com/BillPay?id=blp01IKQE...	-3,503.55	-13,562.99
Bill Pmt -Check	04/23/2021	Bill.com	Valley Imaging Solutions Inc.	https://app01.us.bill.com/BillPay?id=blp01NPJQ...	-100.86	-13,663.85
Bill Pmt -Check	04/23/2021	Bill.com	Central Alarm	https://app01.us.bill.com/BillPay?id=blp01ADS...	-60.00	-13,723.85
General Journal	04/23/2021	2021-099		Bill.com 04/23/21 Payables Funding	12,454.74	-1,269.11
Bill Pmt -Check	04/26/2021	Bill.com	Banner Health Univ Med Cnt...	https://app01.us.bill.com/BillPay?id=blp01ITJZV...	-3.10	-1,272.21
General Journal	04/26/2021	2021-098		Bill.com 04/26/21 Payables Funding	3.10	-1,269.11
Bill Pmt -Check	04/30/2021	Bill.com	Prudential Overall Supply	https://app01.us.bill.com/BillPay?id=blp01LKCF...	-37.47	-1,306.58
Bill Pmt -Check	04/30/2021	Bill.com	Century Link 011B	https://app01.us.bill.com/BillPay?id=blp01TVDV...	-62.73	-1,369.31
Bill Pmt -Check	04/30/2021	Bill.com	Unisource Energy Services (...)	https://app01.us.bill.com/BillPay?id=blp01YXJV...	-684.55	-2,053.86
Bill Pmt -Check	04/30/2021	Bill.com	Century Link 326B	https://app01.us.bill.com/BillPay?id=blp01WAW...	-165.70	-2,219.56
Bill Pmt -Check	04/30/2021	Bill.com	Unisource Energy Services (...)	https://app01.us.bill.com/BillPay?id=blp01AVU...	-158.83	-2,378.39
Bill Pmt -Check	04/30/2021	Bill.com	Liberty Utilities #813420195...	https://app01.us.bill.com/BillPay?id=blp01AJHH...	-311.56	-2,689.95
Bill Pmt -Check	04/30/2021	Bill.com	Great America Leasing Corp.	https://app01.us.bill.com/BillPay?id=blp01YVU...	-217.68	-2,907.63
Bill Pmt -Check	04/30/2021	Bill.com	Nogales Tactical LLC*	https://app01.us.bill.com/BillPay?id=blp01QOL...	-48.86	-2,956.49
Bill Pmt -Check	04/30/2021	Bill.com	Legal Shield	https://app01.us.bill.com/BillPay?id=blp01LWO...	-51.80	-3,008.29
Bill Pmt -Check	04/30/2021	Bill.com	Nogales Tactical LLC*	https://app01.us.bill.com/BillPay?id=blp01DTTE...	-158.53	-3,166.82
Bill Pmt -Check	04/30/2021	Bill.com	California Tire	https://app01.us.bill.com/BillPay?id=blp01PULT...	-108.33	-3,275.15

4:30 PM
05/19/21
Accrual Basis

Tubac Fire District
Monthly Disbursement Report
April 2021

Type	Date	Num	Name	Memo	Amount	Balance
Bill Pmt -Check	04/30/2021	Bill.com	Senergy Petroleum	https://app01.us.bill.com/BillPay?id=blp01BTUV...	-2,292.72	-5,567.87
Bill Pmt -Check	04/30/2021	Bill.com	Prudential Overall Supply	https://app01.us.bill.com/BillPay?id=blp01QWG...	-35.13	-5,603.00
Bill Pmt -Check	04/30/2021	Bill.com	Jesse Espinoza	https://app01.us.bill.com/BillPay?id=blp01OLU...	-450.00	-6,053.00
Bill Pmt -Check	04/30/2021	Bill.com	John Schwamm	https://app01.us.bill.com/BillPay?id=blp01JCFG...	-75.00	-6,128.00
Bill Pmt -Check	04/30/2021	Bill.com	BCBS of Arizona	https://app01.us.bill.com/BillPay?id=blp01LPXD...	-20,714.66	-26,842.66
Bill Pmt -Check	04/30/2021	Bill.com	MetLife	https://app01.us.bill.com/BillPay?id=blp01NCU...	-2,936.94	-29,779.60
Bill Pmt -Check	04/30/2021	Bill.com	Coppersmith Brockelman PLC	https://app01.us.bill.com/BillPay?id=blp01ULAN...	-617.50	-30,397.10
Bill Pmt -Check	04/30/2021	Bill.com	Nogales Tactical LLC*	https://app01.us.bill.com/BillPay?id=blp01HBU...	-180.22	-30,577.32
Bill Pmt -Check	04/30/2021	Bill.com	Prudential Overall Supply	https://app01.us.bill.com/BillPay?id=blp01XZG...	-30.77	-30,608.09
Bill Pmt -Check	04/30/2021	Bill.com	Prudential Overall Supply	https://app01.us.bill.com/BillPay?id=blp01YDCI...	-35.13	-30,643.22
Bill Pmt -Check	04/30/2021	Bill.com	Direct TV - 9236	https://app01.us.bill.com/BillPay?id=blp01MYV...	-149.98	-30,793.20
General Journal	04/30/2021	2021-101		Bill.com 04/30/21 Payables Funding	29,524.09	-1,269.11
General Journal	04/30/2021	2021-101		To clear out bil.com clearing account	1,269.11	0.00
Bill Pmt -Check	04/30/2021		W.W. Williams	QuickBooks generated zero amount transaction...	0.00	0.00
Total 1072 · Bill.com Money Out Clearing					0.00	0.00
1127 · Cash with County Treasurer						
Deposit	04/05/2021	48080		Property tax revenue - March 2021 T061-2063/...	-131,746.60	-131,746.60
General Journal	04/30/2021	2021-093		To Record Property Tax for April 2021	502,625.32	370,878.72
Total 1127 · Cash with County Treasurer					370,878.72	370,878.72
1129 · Operational						
Deposit	04/01/2021			Deposit	300.00	300.00
Deposit	04/01/2021			Deposit	379.10	679.10
Deposit	04/01/2021			Deposit	3,051.44	3,730.54
General Journal	04/02/2021	2021-087		Bill.com 04/02/21 Payables Funding	-7,920.69	-4,190.15
Deposit	04/05/2021			Deposit	136,067.76	131,877.61
Deposit	04/05/2021			Deposit	67.00	131,944.61
Check	04/06/2021	25767	Green Valley F.F.A.	Pay period ending 4/4/2021	-468.00	131,476.61
Check	04/06/2021	25768	Security Benefit	Payer ID#613624000 - Pay period ending 4/4/2...	-375.00	131,101.61
Check	04/06/2021	25769	Nationwide Retirement Solut...	Plan 401A - Pay period ending April 4, 2021	-1,135.10	129,966.51
Check	04/06/2021	25770	Nationwide Retirement Solut...	Entity No. 0345 - Pay perid ending April 4, 2021	-1,133.13	128,833.38
Deposit	04/06/2021			Deposit	139.60	128,972.98
Deposit	04/06/2021			Deposit	933.85	129,906.83
Check	04/06/2021	ACH	Bank of America	5589621821324937 - funds transfer to pay cred...	-4,183.78	125,723.05
General Journal	04/07/2021	2021-088		Bill.com 04/07/21 Payables Funding	-51,945.03	73,778.02
Deposit	04/07/2021			Interest	9.70	73,787.72
General Journal	04/08/2021	2021-089		Bill.com 04/08/21 Credit P21030501 - 7289697	1,269.11	75,056.83
Deposit	04/08/2021			Deposit	1,873.30	76,930.13
Check	04/09/2021	ACH	PUBLIC SAFETY PERSON...	Pay period ending April 4, 2021	-22,148.55	54,781.58
Deposit	04/09/2021			Deposit	100.00	54,881.58
Deposit	04/09/2021			Deposit	535.60	55,417.18
Deposit	04/09/2021			Deposit	94.77	55,511.95
General Journal	04/09/2021	2021-091			-51,786.78	3,725.17
General Journal	04/09/2021	2021-091			-1,331.77	2,393.40
General Journal	04/09/2021	2021-091			-11,637.97	-9,244.57
General Journal	04/09/2021	2021-091			-285.22	-9,529.79
General Journal	04/09/2021	2021-091			-490.00	-10,019.79

4:30 PM
05/19/21
Accrual Basis

Tubac Fire District
Monthly Disbursement Report
April 2021

Type	Date	Num	Name	Memo	Amount	Balance
Deposit	04/10/2021			Deposit	426.27	-9,593.52
Deposit	04/10/2021			Deposit	1,133.93	-8,459.59
General Journal	04/12/2021	2021-094		Bill.com 04/12/21 Payables Funding	-9,186.99	-17,646.58
Deposit	04/13/2021			Deposit	14,635.45	-3,011.13
Deposit	04/13/2021			Deposit	120.43	-2,890.70
Deposit	04/13/2021			Deposit	1,119.00	-1,771.70
Deposit	04/14/2021			Deposit	203.80	-1,567.90
Deposit	04/14/2021			Deposit	545.46	-1,022.44
Check	04/15/2021	25771	US POSTMASTER	Priority mailing to Attorney Scott Bennett	-8.55	-1,030.99
Deposit	04/15/2021			Deposit	3,526.78	2,495.79
Deposit	04/15/2021			Deposit	355.42	2,851.21
Check	04/15/2021		FDGL		-45.33	2,805.88
Check	04/15/2021			Service Charge	-711.06	2,094.82
Check	04/16/2021	ACH	Aflac	Invoice #052659	-246.00	1,848.82
Deposit	04/19/2021			Deposit	2,048.43	3,897.25
Check	04/19/2021	25772	Green Valley F.F.A.	Pay perid ending April 18, 2021	-468.00	3,429.25
Check	04/19/2021	25773	Security Benefit	Payer ID# 613624000 - Pay period ending April ...	-375.00	3,054.25
Check	04/19/2021	25774	Nationwide Retirement Solut...	Entity No. 0345 - Pay period ending April 18, 2...	-1,133.13	1,921.12
Check	04/19/2021	25775	Nationwide Retirement Solut...	Plan 401A - Pay period ending April 18, 2021	-1,061.35	859.77
Deposit	04/19/2021			Deposit	477.90	1,337.67
Deposit	04/19/2021			Deposit	326.09	1,663.76
Deposit	04/19/2021			Deposit	1,280.87	2,944.63
General Journal	04/19/2021	2021-096		Bill.com 04/19/21 Payables Funding	-5,465.67	-2,521.04
Check	04/20/2021	ACH	Enterprise FM Trust	Invoice #FBN4174458	-3,362.79	-5,883.83
Deposit	04/20/2021			Deposit	5,677.36	-206.47
General Journal	04/20/2021	2021-095		Bill.com 04/20/21 Payables Funding	-2,924.86	-3,131.33
General Journal	04/20/2021	2021-099		To Record Additional Payroll Taxes 04/20/2021	-56.52	-3,187.85
Deposit	04/21/2021			Deposit	1,666.08	-1,521.77
Deposit	04/22/2021			Deposit	869.13	-652.64
Check	04/23/2021	ACH	PUBLIC SAFETY PERSON...	Pay period ending April 18, 2021	-24,179.66	-24,832.30
General Journal	04/23/2021	2021-099		Bill.com 04/23/21 Payables Funding	-12,454.74	-37,287.04
General Journal	04/23/2021	2021-100			-59,430.16	-96,717.20
General Journal	04/23/2021	2021-100			-3,037.22	-99,754.42
General Journal	04/23/2021	2021-100			-11,855.36	-111,609.78
General Journal	04/23/2021	2021-100			-290.28	-111,900.06
General Journal	04/23/2021	2021-100			-490.00	-112,390.06
General Journal	04/26/2021	2021-098		Bill.com 04/26/21 Payables Funding	-3.10	-112,393.16
Deposit	04/26/2021			Deposit	1,361.92	-111,031.24
Deposit	04/26/2021			Deposit	250.00	-110,781.24
Check	04/27/2021	25776	Pete L. Alegria	Refund overpayment	-100.00	-110,881.24
Deposit	04/27/2021			Deposit	1,183.29	-109,697.95
Deposit	04/27/2021			Deposit	219.61	-109,478.34
Deposit	04/27/2021			Deposit	200.00	-109,278.34
Deposit	04/27/2021			Deposit	1,683.92	-107,594.42
Deposit	04/27/2021			Deposit	3,947.76	-103,646.66
Deposit	04/27/2021			Deposit	959.36	-102,687.30
Deposit	04/29/2021			Deposit	1,953.99	-100,733.31

4:30 PM
 05/19/21
 Accrual Basis

Tubac Fire District
 Monthly Disbursement Report
 April 2021

Type	Date	Num	Name	Memo	Amount	Balance
Deposit	04/30/2021			Deposit	4,771.56	-95,961.75
General Journal	04/30/2021	2021-101		Bill.com 04/30/21 Payables Funding	-29,524.09	-125,485.84
Total 1129 · Operational					-125,485.84	-125,485.84
1130 · Savings Acct.						
Deposit	04/30/2021			Interest	190.80	190.80
Total 1130 · Savings Acct.					190.80	190.80
TOTAL					245,583.68	245,583.68

Tubac Fire District

Twelve-Month Cash Flow

Fiscal Year
Begins: Jul-20

Tubac Fire District															
	Beginning	Jul-20	Aug-20	Sep-20	Oct-20	Nov-20	Dec-20	Jan-21	Feb-21	Mar-21	Apr-21	May-21	Jun-21	Monthly Average	Overview
Cash Summary															
Cash on Hand (beginning of month)	1,903,291	1,903,291	1,691,189	1,551,593	1,387,498	5,496,841	6,084,874	5,757,247	5,834,039	5,740,743	5,503,341	5,748,924	5,847,162	4,378,895	
Cash Available (on hand + receipts, before cash out)	1,903,291	2,131,793	1,817,562	1,720,626	5,823,775	6,339,139	6,415,642	6,459,711	6,142,183	5,929,120	6,070,175	6,136,662	6,133,628	5,093,335	
Cash Position (end of month)	1,903,291	1,691,189	1,551,593	1,387,498	5,496,841	6,084,874	5,757,247	5,834,039	5,740,743	5,503,341	5,748,924	5,847,162	5,385,849	4,669,108	
Line of Credit Available	1,000,000	1,000,000	1,000,000	1,000,000	1,000,000	1,000,000	1,000,000	1,000,000	1,000,000	1,000,000	1,000,000	1,000,000	1,000,000		
Cash Receipts															
Tax Levy Revenue		12,489	8,294	8,567	394,491	760,934	288,975	190,174	141,949	131,747	502,625	246,563	145,291	236,008	
Other Cash Inflows		216,013	118,078	160,466	4,041,785	81,364	41,793	512,290	166,196	56,631	64,209	141,175	141,175	478,431	
Line of Credit		0	0	0	0	0	0	0	0	0	0	0	0	0	
Total Cash Receipts		228,502	126,372	169,033	4,436,276	842,298	330,768	702,464	308,145	188,378	566,834	387,738	286,466	714,439	
Cash Paid Out															
Disbursements		440,603	265,969	333,128	326,934	254,265	658,833	625,672	401,441	425,780	321,251	289,500	395,634	394,917	
Capital Outlay		0	0	0	0	0	0	0	0	0	0	0	352,145	29,345	
Repayment of LOC		0	0	0	0	0	0	0	0	0	0	0	0	0	
Total Cash Paid Out		440,603	265,969	333,128	326,934	254,265	658,833	625,672	401,441	425,780	321,251	289,500	747,779	424,263	
		(Actual)	(Actual)	(Actual)	(Actual)	(Actual)	(Actual)	(Actual)	(Actual)	(Actual)	(Actual)	(Budget)	(Budget)		