



Tubac Fire Board Meeting

September, 2021

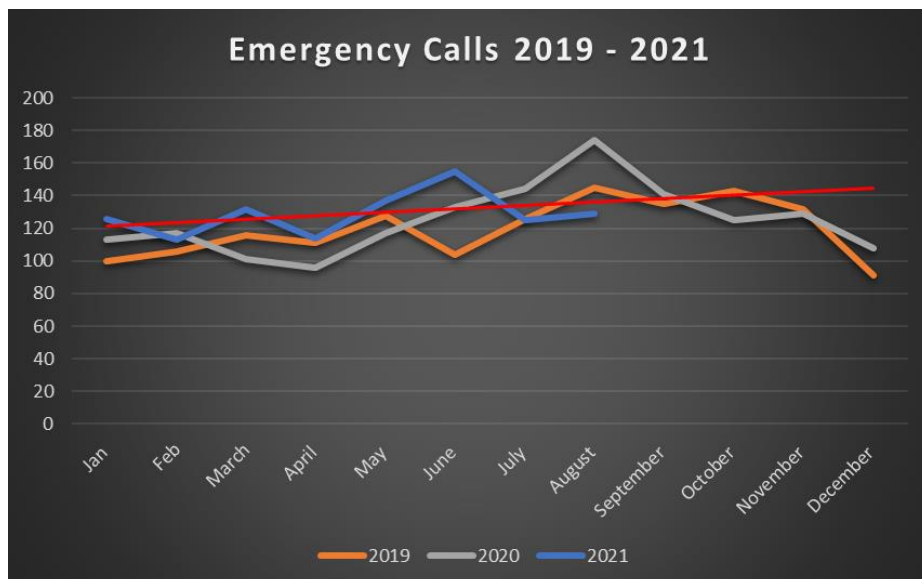
Staff Report

Tubac Fire District is committed to the safety of our community through the delivery of fire suppression, medical services, and public education.

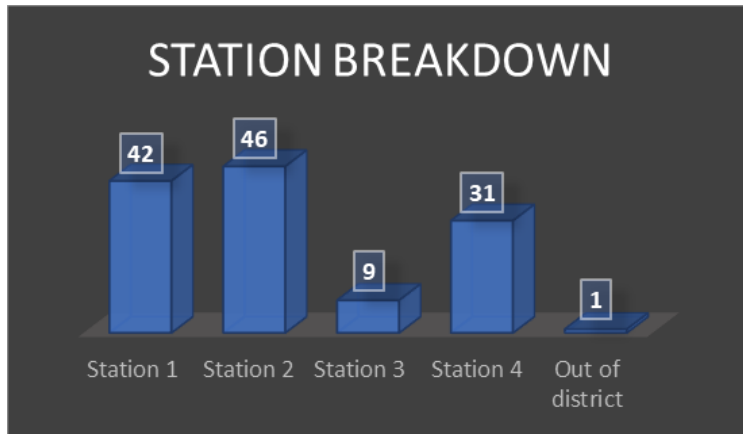
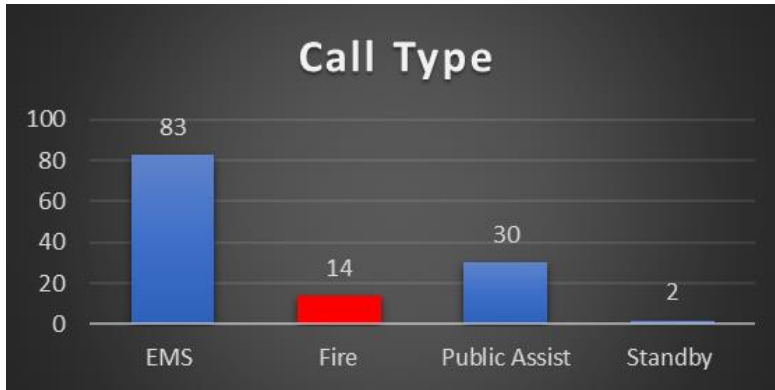
Operations Update

Annual Data

Calls by Month			
	2019	2020	2021
January	100	113	126
February	106	117	113
March	116	101	132
April	111	96	114
May	128	117	137
June	104	133	155
July	126	144	125
August	145	174	129
September	135	141	
October	143	125	
November	132	129	
December	91	108	
Total	1437	1498	1031
Monthly Average	120	125	129



August, 2021 Data



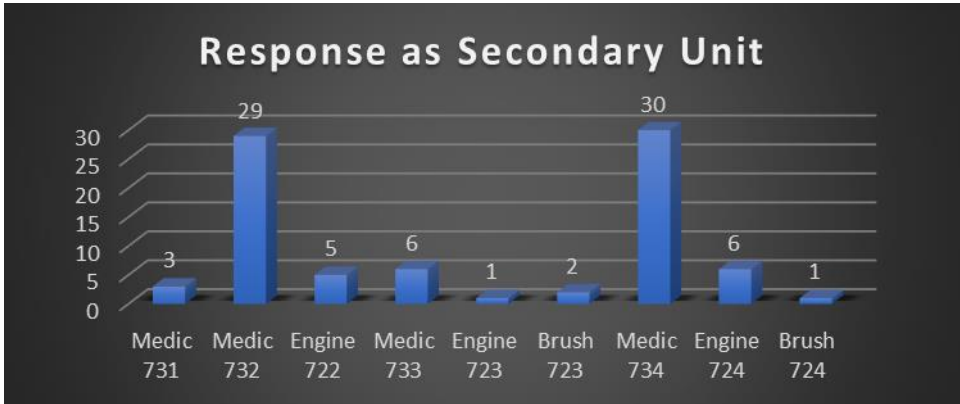
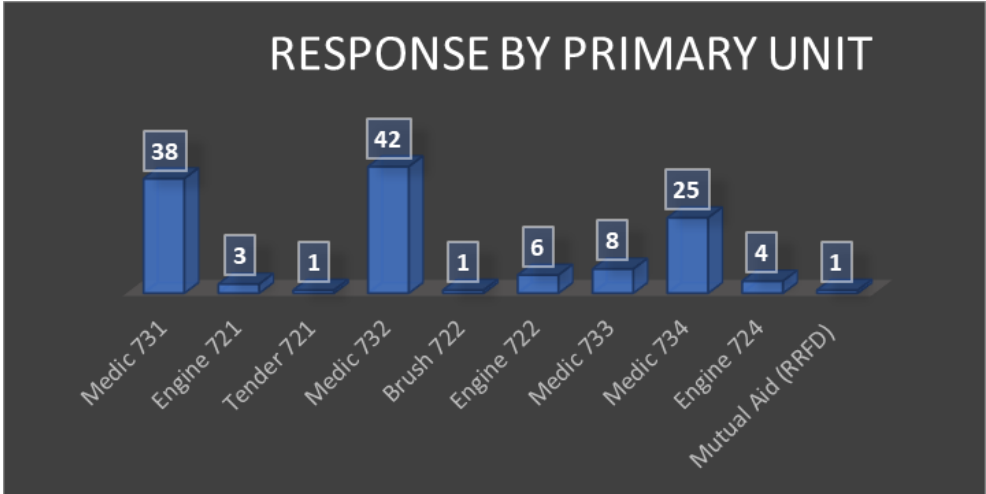
The above chart reflects unique incidents by station, not total number of unit responses. For example, for a motor vehicle accident (MVA), more than one TFD unit will respond to the call, which is tracked as one unique incident for the primary responding unit.

Station 1 – Average 54 unique incidents per month

Station 2 – Average 35 unique incidents per month

Station 3 – Average 13 unique incidents per month

Station 4 – Average 23 unique incidents per month



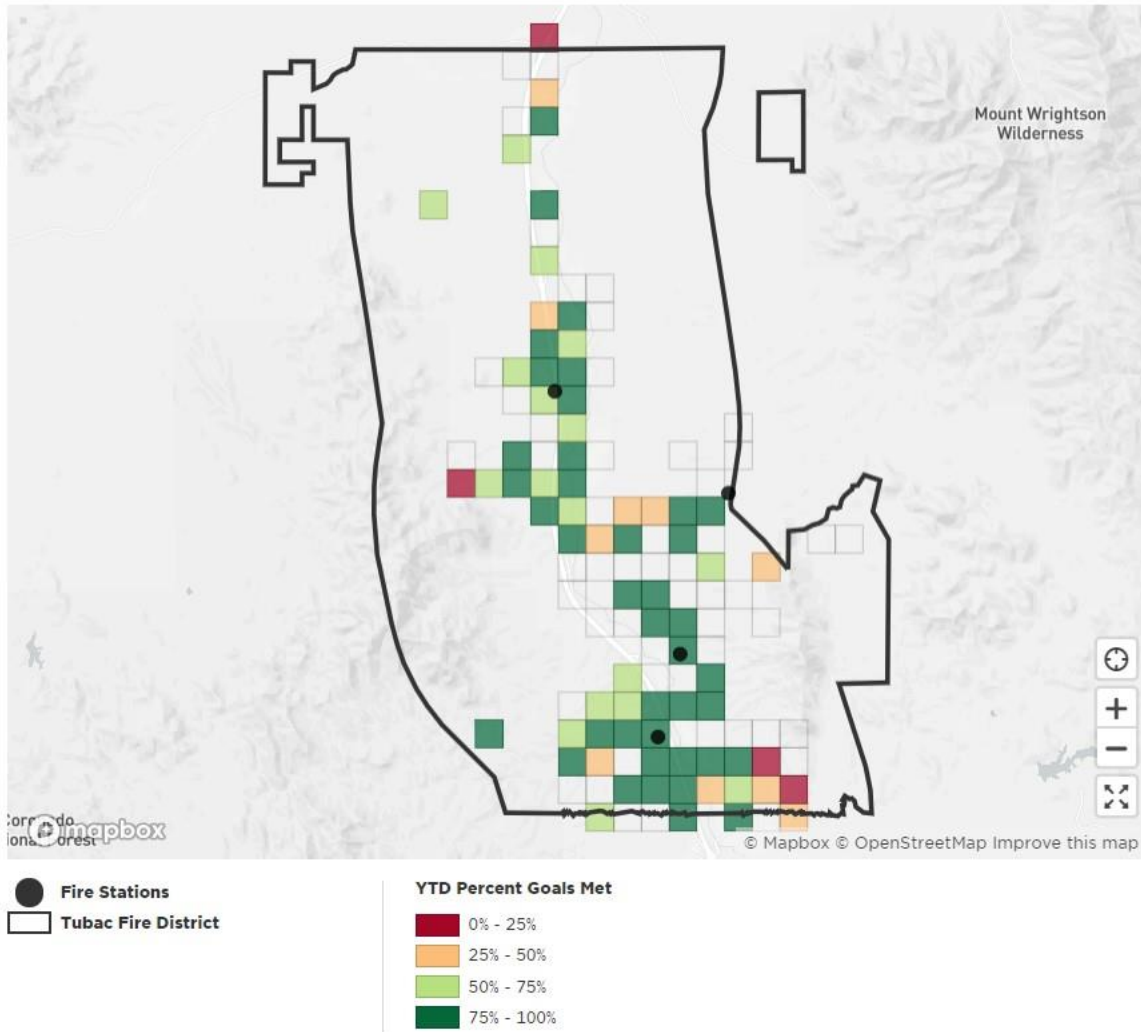
Response Goals Report

<p>79.31% August Total Response Goals Met Tubac Fire District</p>	<p>81.32% Year-to-Date Total Response Goals Met Tubac Fire District</p>
---	---

Monthly Total Response Goals Met Breakdown by Response Category 📊

Tubac Fire District	% Goals Met
Turnout Time	73.68%
First Arriving Travel Time	87.5%
ERF Travel Time	75%
First Arriving Total Time	78.38%
ERF Total Time	80%

Year-to-Date Total Response Goals Met by Planning Zone

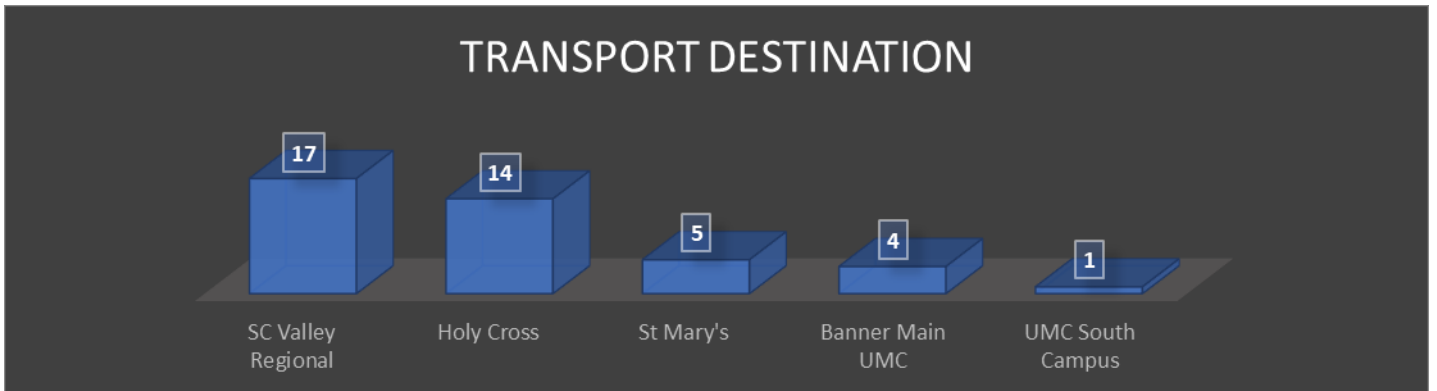
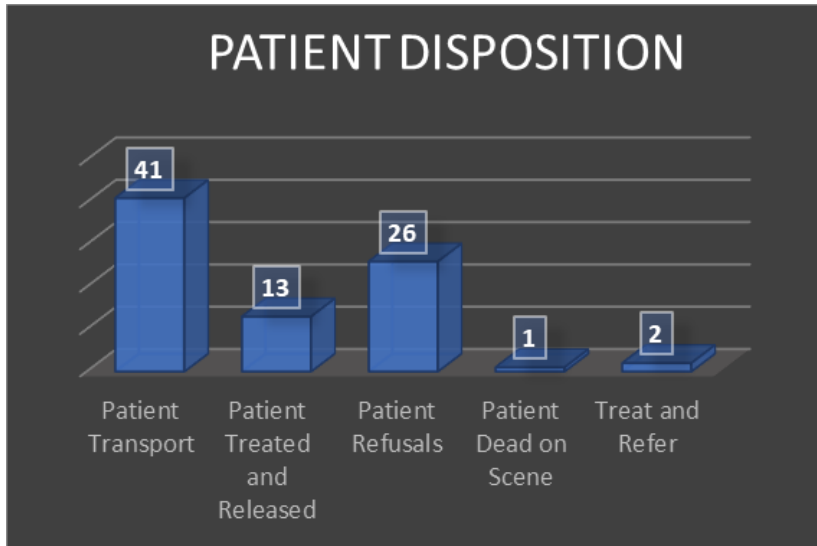


Response Goals

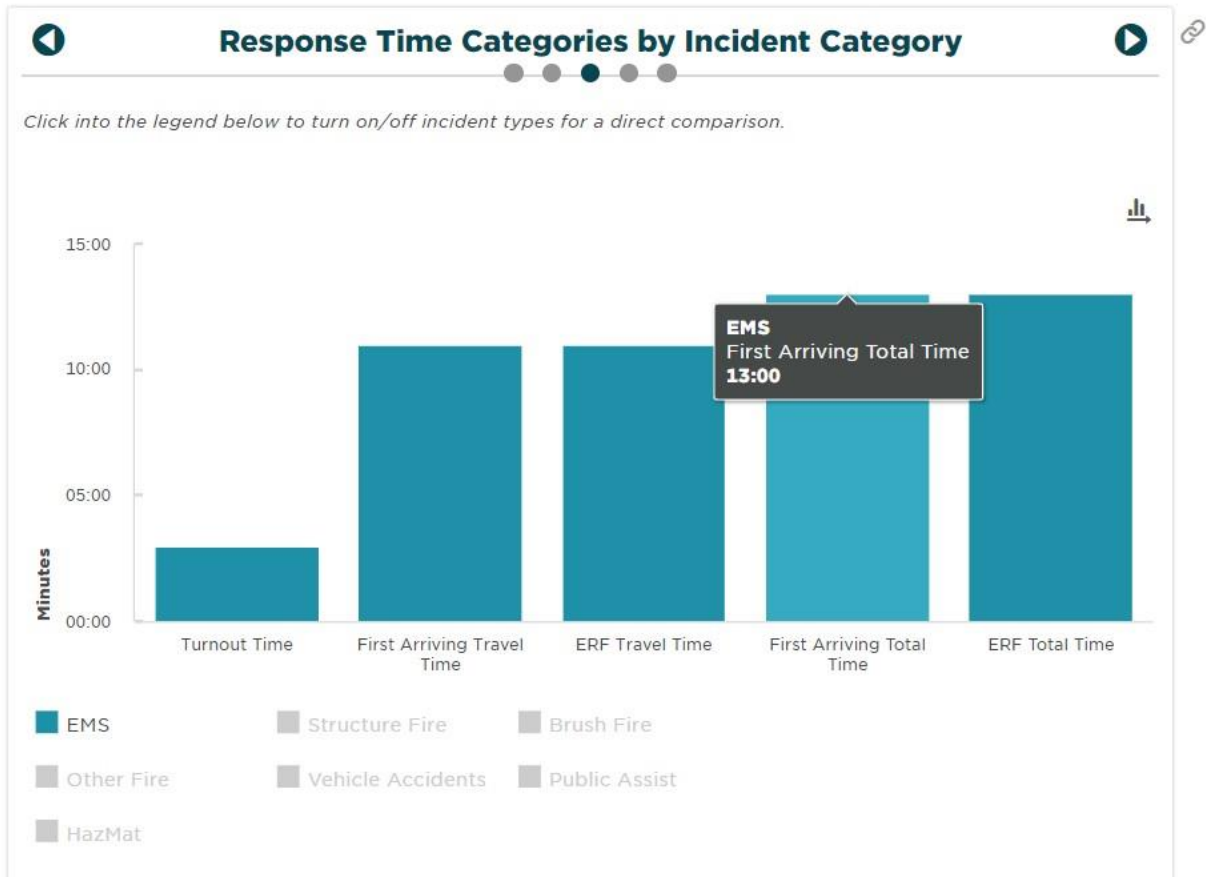
- Turnout Time = 2 minutes
- First Arrival Travel Time = 8 minutes
- ERF Travel Time = 10 minutes
- First Arrival Response Time = 10 minutes
- ERF Response Time = 12 minutes

Emergency Medical Services Response

- ❖ Staff reviewed EMS 911 responses for the past month.



EMS Response Time for July



This chart indicates YTD response information for all EMS calls. TFD is responding to 90% of all EMS calls within 13:00 minutes, exceeding our response time requirements for the CON.

TFD CON Response Requirement per AZDHS:

- 50% within 8 minutes
- 70% within 15 minutes

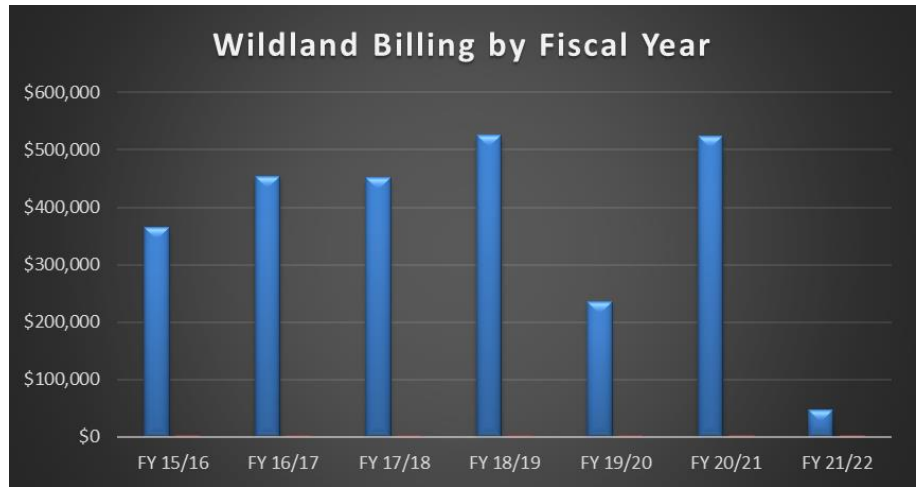
Wildland Update

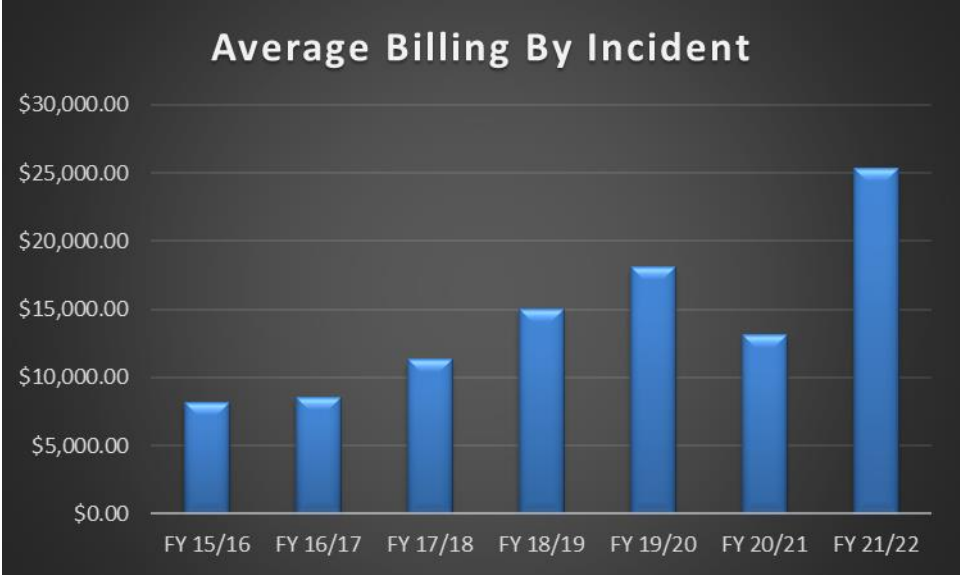
Updated 9/15/2021

Tubac Fire District Out of District Wildland Response - FY 21/22						
Travel Per Diem	Equip Total	Payroll Total	Fire Total	Fire Date - Month	Location	Payment Amount Received
\$0.00	\$807.50	\$681.10	\$1,488.60	7/14/2021	Oakhurst, CA	\$1,488.60
\$7,088.75	\$18,445.00	\$20,609.81	\$46,143.56	7/14/2021	Oakhurst, CA	\$46,143.56
\$310.14	\$5,484.32	\$3,295.79	\$9,090.25	8/4/2021	Denton, MT	
\$1,156.51	\$26,520.00	\$16,382.99	\$44,059.50	8/8/2021	St. Regis, MT	
\$1,106.82	\$15,215.00	\$9,389.29	\$25,711.11	8/28/2021	Greenville, CA	
\$9,662.22	\$66,471.82	\$50,358.98	\$126,493.02			\$47,632.16

Out of District WL Incident Responses:

- ❖ FY 15/16 = 45
- ❖ FY 16/17 = 53
- ❖ FY 17/18 = 40
- ❖ FY 18/19 = 35
- ❖ FY 19/20 = 13
- ❖ FY 20/21 = 40
- ❖ FY 21/22 = 5





Administration Update

Prevention - Plan/Review

Tubac Fire District Development Update				
Type	Description	Location	Progress	Date PD
Commercial	Church assembly	Santa Cruz County	Onsite Construction Inspections	
Commercial	Businesses near Station 2	Rio Rico	Conceptual Plan Review	
Commercial	Construction Canopy	Rio Rico	Permit Review	
Commercial	RV Resort Expansion	Amado	Under Construction	
Commercial	W. Frontage Rd. (Bemer)	Tumacacori	Under Construction	
Commercial (TI)	Tubac Rd	Tubac	Under Construction	PD \$100
Residential	Townhomes of Tubac	Tubac	Onsite Construction Inspections	not pd
Commercial	Store addition	Rio Rico	Construction Plan Review	not pd
Residential	Duplex New	Rio Rico	Construction Plan Review	not pd
Commercial	Pest Control (TI)	Amado	Construction Plan Review	not pd
Commercial	Rio Rico Self Storage (TI)	Rio Rico	Construction Plan Review	PD \$250
Residential	Cir Bautista (sprinkler)	Tubac	Construction Plan Review	PD \$150
Commercial	Outside Grow Area - 2935 frontage rd	Amado	Construction Plan Review	not pd
Residential	Townhomes of Tubac (Fire sprinklers)	Tubac	Under Construction	PD
Residential	Ave De Garza	Rio Rico	Under Construction	PD
Residential	Tierra Libre Ct	Tubac	Under Construction	PD \$150
Commercial	RRHS Ag Building	Rio Rico	Construction Plan Review	PD\$250
Commercial	RRHS lito Galindo New Building	Rio Rico	Construction Plan Review	PD\$250
Commercial	RRHS PAC building TI	Rio Rico	Construction Plan Review	PD\$250
Commercial	2721 E Frontage rd	Tubac	Construction Plan Review	not pd
Commercial	7 Ave Pastor	Rio Rico	Construction Plan Review	not pd
Residential	Lombard way 1301-1312	Tubac	Construction Plan Review	PD\$250
Residential	410 Camino Del Patio	Rio Rico	Permit Review	PD\$150
Residential	345 Camino Josephina	Rio Rico	Permit Review	PD \$150
Residential	114 Vaquero Vista	Tubac	Project Complete	PD\$150
Residential	2289 Circulo de Anza	Tubac	Permit Review	not paid
Commercial	1283-B W frontage Rd	Rio Rico	Construction Plan Review	PD \$250
Residential	433 Gorrion Ct.	Rio Rico	Construction Plan Review	PD\$150
Residential	736 Arnold Ct.	Rio Rico	Construction Plan Review	PD\$150
Residential	541 Valdez ct	Rio Rico	Construction Plan Review	PD\$150
Residential	41 Charro Ct	Rio Rico	Construction Plan Review	PD\$150
Residential	30 Tierra Libre Ct	Tubac	Construction Plan Review	not pd
Residential	1501 Golden Gateway	Tubac	Construction Plan Review	PD\$150
Commercial	2731 E Frontage Rd	Amado	Construction Plan Review	not pd
Residential	463 Via Lechuza	Rio Rico	Construction Plan Review	PD\$150
Residential	481 Villa Barra	Rio Rico	Construction Plan Review	PD\$150