

Tubac Fire District

2227 E I-19 Frontage Rd
Tubac, AZ 85646
520.398.2255



Monthly Financial Report – December 2021

Attached are the following for your information and review:

1. Balance Sheet as of December 31, 2021.
2. Summary of Reconciled Cash Balances as of December 31, 2021.
3. Income Statement of Revenues and Expenditures for December 2021 including budget to actual and year-to-date balances.
4. Income vs. Expenses Graph for December 2021.
5. Fixed Asset Additions and Disposals for FY 21/22.
6. Liabilities & Securities for FY 21/22.
7. Fleet Repairs & Maintenance Expenses.
8. Station Utilities, Supplies, and Repairs & Maintenance Expenses.
9. Board Presentation.
10. Monthly Disbursement Report.
11. 12-Month Cash Flow.

Key points:

- Total Revenue for December is \$513,943 which is \$51,454 over budget
- Santa Cruz County Revenue for December is \$443,861 which is \$22,789 over budget.
- Non-Levy Revenue is \$70,082 which is over budget by \$28,665
- Expenses for December totaled \$354,549 which is under budget by \$16,846
 - Driven by personnel which is \$20,225 under budget
- YTD Total Revenue is \$2,454,868 which is \$13,114 over budget
 - Wildland revenue is \$72,657 under budget
- YTD Expense is \$1,890,020 which is \$147,183 under budget
 - Personnel expense is \$114,069 under budget

Please contact the Finance Director for any questions or concerns regarding this report.

This report and the attached detail reports have been reviewed and approved by the Fire Board.

Board Clerk

Date

12:39 PM

01/12/22

Accrual Basis

**Tubac Fire District
Balance Sheet
As of December 31, 2021**

	Dec 31, 21	Nov 30, 21	\$ Change	Dec 31, 20	\$ Change
ASSETS					
Current Assets					
Checking/Savings					
1127 · Cash with County Treasurer	313,420.49	264,730.02	48,690.47	288,974.88	24,445.61
1129 · Operational	850,916.79	931,875.73	-80,958.94	825,721.89	25,194.90
1130 · Savings Acct.	4,644,743.95	4,644,586.17	157.78	4,642,549.51	2,194.44
1131 · Bond Account	514,138.22	493,122.85	21,015.37	517,856.69	-3,718.47
Total Checking/Savings	6,323,219.45	6,334,314.77	-11,095.32	6,275,102.97	48,116.48
Accounts Receivable					
1245 · Property Tax Receivable	264,795.56	264,795.56	0.00	229,673.56	35,122.00
1200 · Wildland Receivable	0.00	0.00	0.00	133,092.71	-133,092.71
1205 · Other Receivables	18,303.25	18,827.75	-524.50	18,303.25	0.00
1250 · Ambulance Receivable	231,067.84	231,067.84	0.00	155,819.15	75,248.69
1251 · Allowance for Ambulance Receiv	-122,808.05	-122,808.05	0.00	-82,122.65	-40,685.40
Total Accounts Receivable	391,358.60	391,883.10	-524.50	454,766.02	-63,407.42
Other Current Assets					
1400 · Prepaid Expense	18,867.64	17,157.60	1,710.04	18,250.57	617.07
Total Other Current Assets	18,867.64	17,157.60	1,710.04	18,250.57	617.07
Total Current Assets	6,733,445.69	6,743,355.47	-9,909.78	6,748,119.56	-14,673.87
Fixed Assets					
1750 · CIP	0.00	0.00	0.00	15,600.00	-15,600.00
1711 · Land - Non-depreciable	257,352.00	257,352.00	0.00	257,352.00	0.00
1745 · AD - Equipment	-1,463,958.27	-1,463,958.27	0.00	-1,344,957.58	-119,000.69
1735 · AD - Vehicles	-2,468,893.19	-2,468,893.19	0.00	-2,591,325.80	122,432.61
1725 · AD - Building	-2,113,903.71	-2,113,903.71	0.00	-1,961,004.22	-152,899.49
1730 · Vehicles	3,148,982.07	3,146,601.47	2,380.60	3,230,654.78	-81,672.71
1740 · Equipment	1,964,483.53	1,964,483.53	0.00	1,754,051.64	210,431.89
1720 · Buildings & Improvements	6,337,936.78	6,337,936.78	0.00	6,316,051.78	21,885.00
Total Fixed Assets	5,661,999.21	5,659,618.61	2,380.60	5,676,422.60	-14,423.39
Other Assets					
1960 · Risk Pool Capitalization	10,669.25	10,669.25	0.00	0.00	10,669.25
1958 · Net PSPRS OPEB Asset TR 3	502.00	502.00	0.00	502.00	0.00
1957 · Net Pension Asset PSPRS TR3	5,579.00	5,579.00	0.00	5,579.00	0.00
1918 · Deferred Outflow PSPRS OPEB TR3	118.00	118.00	0.00	118.00	0.00
1917 · Deferred Outflows PSPRS TR 3	28,415.00	28,415.00	0.00	28,415.00	0.00
1956 · Net OPEB Asset	122,452.00	122,452.00	0.00	122,452.00	0.00

Tubac Fire District Balance Sheet As of December 31, 2021

	Dec 31, 21	Nov 30, 21	\$ Change	Dec 31, 20	\$ Change
1916 · Deferred outflow - PSPRS OPEB	3,005.00	3,005.00	0.00	3,005.00	0.00
1915 · Deferred outflows - PSPRS	1,347,886.00	1,347,886.00	0.00	1,347,886.00	0.00
Total Other Assets	1,518,626.25	1,518,626.25	0.00	1,507,957.00	10,669.25
TOTAL ASSETS	13,914,071.15	13,921,600.33	-7,529.18	13,932,499.16	-18,428.01
LIABILITIES & EQUITY					
Liabilities					
Current Liabilities					
Accounts Payable					
2000 · Accounts Payable	28,716.06	185,544.36	-156,828.30	39,930.91	-11,214.85
Total Accounts Payable	28,716.06	185,544.36	-156,828.30	39,930.91	-11,214.85
Credit Cards					
2010 · Bank of America Credit Card	1,138.10	390.06	748.04	470.74	667.36
Total Credit Cards	1,138.10	390.06	748.04	470.74	667.36
Other Current Liabilities					
2316 · Deferred Inflows - PSPRS OPEB	92,091.00	92,091.00	0.00	92,091.00	0.00
2318 · Deferred Inflows PSPRS OPEB TR3	110.00	110.00	0.00	110.00	0.00
2317 · Deferred Inflows PSPRS TR3	1,387.00	1,387.00	0.00	1,387.00	0.00
2230 · Accrued Interest	2,628.78	2,628.78	0.00	2,628.78	0.00
2030 · Compensated Absences Payable	92,447.45	92,447.45	0.00	113,296.86	-20,849.41
2020 · Accrued Wages	107,632.68	107,632.68	0.00	110,929.42	-3,296.74
2315 · Deferred Inflows - PSPRS	571,371.00	571,371.00	0.00	571,371.00	0.00
2100 · Payroll Liabilities					
2102 · PSPRS Payable	0.00	8,036.16	-8,036.16	6,574.35	-6,574.35
2103 · Pension Payable	0.00	-4,622.71	4,622.71	1,628.30	-1,628.30
2127 · Union Dues Payable	450.00	-18.00	468.00	468.00	-18.00
2128 · Health Insurance/Vision Ins.	28,198.32	-1,352.82	29,551.14	0.00	28,198.32
2130 · Life Insurance	1,640.01	2,129.08	-489.07	0.00	1,640.01
2132 · Dental Insurance	2,347.26	3,012.20	-664.94	0.00	2,347.26
2137 · Garnishment	0.00	0.00	0.00	-236.26	236.26
2100 · Payroll Liabilities - Other	22,235.54	22,235.54	0.00	0.00	22,235.54
Total 2100 · Payroll Liabilities	54,871.13	29,419.45	25,451.68	8,434.39	46,436.74
Total Other Current Liabilities	922,539.04	897,087.36	25,451.68	900,248.45	22,290.59
Total Current Liabilities	952,393.20	1,083,021.78	-130,628.58	940,650.10	11,743.10

12:39 PM

01/12/22

Accrual Basis

**Tubac Fire District
Balance Sheet
As of December 31, 2021**

	Dec 31, 21	Nov 30, 21	\$ Change	Dec 31, 20	\$ Change
Long Term Liabilities					
2335 · F150 Leases Payable	42,004.68	42,004.68	0.00	64,947.12	-22,942.44
2330 · Ambulance Lease Payable	143,145.64	143,145.64	0.00	169,009.89	-25,864.25
2355 · Net Pension Liability - PSPRS	2,646,365.00	2,646,365.00	0.00	2,646,365.00	0.00
2320 · Bond Payable	3,075,821.11	3,075,821.11	0.00	3,475,645.64	-399,824.53
Total Long Term Liabilities	5,907,336.43	5,907,336.43	0.00	6,355,967.65	-448,631.22
Total Liabilities	6,859,729.63	6,990,358.21	-130,628.58	7,296,617.75	-436,888.12
Equity					
3001 · Unrestricted	4,287,596.61	4,287,596.61	0.00	172,677.48	4,114,919.13
3510 · Restricted	-79,899.00	-79,899.00	0.00	-79,899.00	0.00
3530 · Net Investment in Capital Asset	2,318,091.00	2,318,091.00	0.00	2,318,091.00	0.00
Net Income	528,552.91	405,453.51	123,099.40	4,225,011.93	-3,696,459.02
Total Equity	7,054,341.52	6,931,242.12	123,099.40	6,635,881.41	418,460.11
TOTAL LIABILITIES & EQUITY	13,914,071.15	13,921,600.33	-7,529.18	13,932,499.16	-18,428.01

Tubac Fire District
Summary of Reconciled Cash Balances
 Period Ending 12/31/2021

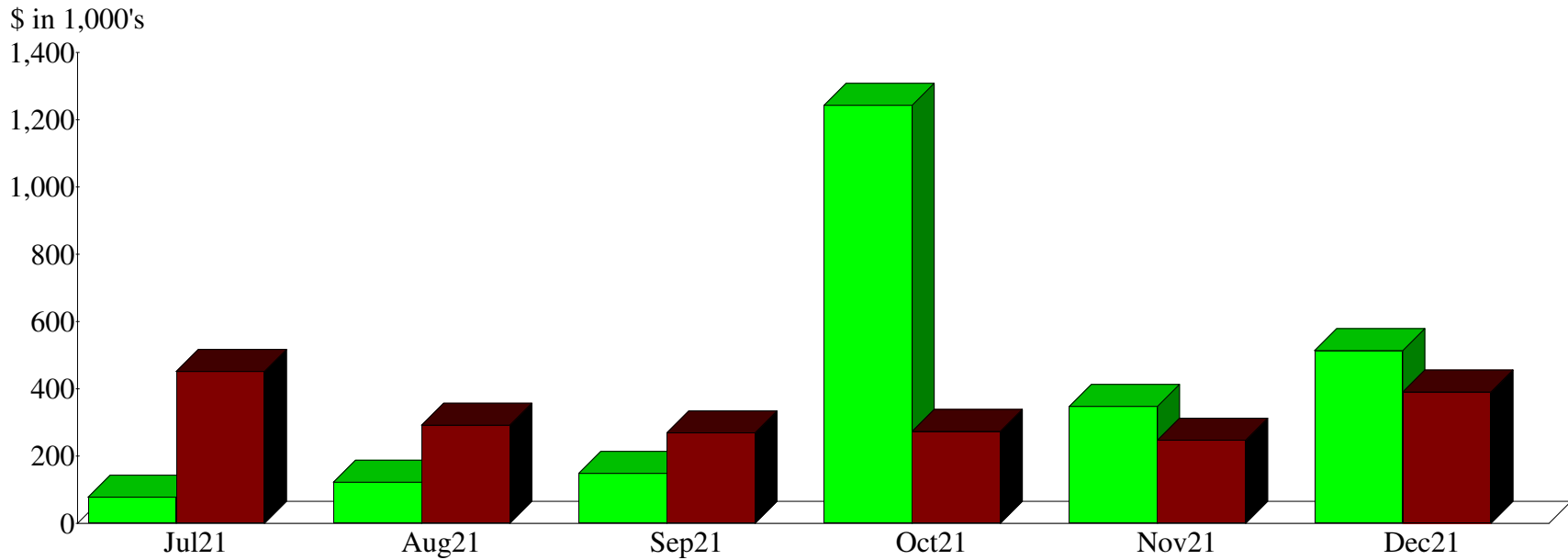
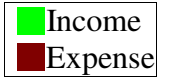
	Bank of America Checking	Santa Cruz County General Fund	Bank of America Savings	Santa Cruz County Bond Account
	12/31/2021	12/31/2021	12/31/2021	12/31/2021
Beginning Balance	934,169.87	264,730.02	4,644,586.17	493,122.85
Cleared Transactions				
Checks and Payments	(472,107.40)	(264,730.02)	-	(36,294.69)
Deposits and Credits	409,410.76	313,420.49	157.78	57,310.06
Total Cleared Transactions	(62,696.64)	48,690.47	157.78	21,015.37
Cleared Balance	871,473.23	313,420.49	4,644,743.95	514,138.22
Uncleared Transactions				
Checks and Payments	(20,556.44)	-	-	-
Deposits and Credits	-	-	-	-
Total Uncleared Transactions	(20,556.44)	-	-	-
Register Balance as of 12/31/2021	850,916.79	313,420.49	4,644,743.95	514,138.22

Tubac Fire District
Profit & Loss Budget Performance

December 2021

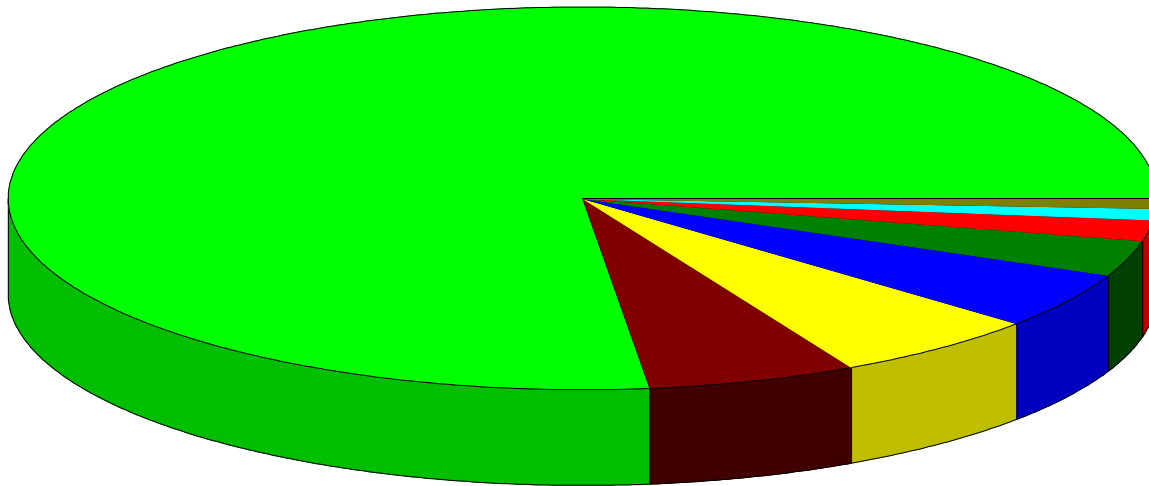
	Dec 21	Budget	\$ Over Budget	Jul - Dec 21	YTD Budget	\$ Over Budget	Annual Budget
Ordinary Income/Expense							
Income							
Tax Revenues	443,860.82	421,072.21	22,788.61	2,045,049.27	1,990,250.38	54,798.89	3,376,747.25
Non Tax Levy Revenue	70,082.14	41,417.00	28,665.14	409,818.38	451,503.00	-41,684.62	1,435,500.00
Total Income	513,942.96	462,489.21	51,453.75	2,454,867.65	2,441,753.38	13,114.27	4,812,247.25
Gross Profit	513,942.96	462,489.21	51,453.75	2,454,867.65	2,441,753.38	13,114.27	4,812,247.25
Expense							
Personnel Expenses	280,863.07	301,088.00	-20,224.93	1,481,666.18	1,595,735.00	-114,068.82	3,008,128.00
Buildings & Land	15,715.12	16,301.00	-585.88	94,313.64	97,806.00	-3,492.36	195,600.00
Vehicles & Equipment	16,631.34	20,618.00	-3,986.66	114,276.19	123,708.00	-9,431.81	247,400.00
Communications & I.T.	7,904.99	10,700.00	-2,795.01	59,336.25	83,160.00	-23,823.75	144,100.00
Travel & Training	732.30	2,167.00	-1,434.70	20,519.51	40,152.00	-19,632.49	65,300.00
Managerial Expenses	30,202.05	20,521.00	9,681.05	115,554.11	96,642.00	18,912.11	184,088.00
Grant Expenses	2,500.00	0.00	2,500.00	4,354.17	0.00	4,354.17	0.00
Total Expense	354,548.87	371,395.00	-16,846.13	1,890,020.05	2,037,203.00	-147,182.95	3,844,616.00
Net Ordinary Income	159,394.09	91,094.21	68,299.88	564,847.60	404,550.38	160,297.22	967,631.25
Other Income/Expense							
Other Expense	36,294.69	36,294.69	0.00	36,294.69	36,294.69	0.00	72,589.38
Net Other Income	-36,294.69	-36,294.69	0.00	-36,294.69	-36,294.69	0.00	-72,589.38
Net Income	<u>123,099.40</u>	<u>54,799.52</u>	<u>68,299.88</u>	<u>528,552.91</u>	<u>368,255.69</u>	<u>160,297.22</u>	<u>895,041.87</u>

Income and Expense by Month
July through December 2021



Expense Summary
July through December 2021

Personnel Expenses	76.92%
Managerial Expenses	6.00
Vehicles & Equipment	5.93
Buildings & Land	4.90
Communications & I.T.	3.08
8010 - Bond Interest	1.88
Travel & Training	1.07
Grant Expenses	0.23
Total	\$1,926,314.74



By Account

TUBAC FIRE DISTRICT
Liabilities and Securities - FY21/22

LIABILITIES						
Description	TOTAL PRICE	CURRENT BALANCE	INTEREST RATE	FY21/22 PAYMENTS	NEXT PAYMENT	DATE OF PAYOFF
Bond	\$6,795,000.00	\$3,075,821.11	2.36%		7/1/2022	7/1/2028
Lease Payable	\$195,131.69	\$143,145.64	3.71%		2/1/2022	2/1/2026
Net Pension Liability - PSPRS		\$2,646,365.00				
F150 Lease Payable		\$42,004.68				
Totals		\$5,907,336.43		\$0.00		

SECURITIES				
Broker	CUSIP #	Description	Market Value	Maturity Date
		Totals	\$0.00	

☞ Net balance owed = **\$5,907,336.43**

12:42 PM

01/12/22

Accrual Basis

Tubac Fire District
Fleet Repairs & Maintenance
December 2021

<u>Date</u>	<u>Source Name</u>	<u>Memo</u>	<u>Amount</u>
Apparatus			
Ambulance 1033			
12/03/2021	Merle's Automotive Supply	50/50 Red HD DSL Premium	12.06
12/22/2021	Watson Chevrolet	Sensor and Glow Plug, connector, Sensor, Oil change wit...	1,861.18
Total Ambulance 1033			1,873.24
Ambulance 1034			
12/03/2021	Merle's Automotive Supply	50/50 Red HD DSL Premium	12.07
Total Ambulance 1034			12.07
Ambulance 1053			
12/30/2021	Jim Click	oil and filter change with tire rotation	356.06
Total Ambulance 1053			356.06
T722 Unit 1045			
12/18/2021	Inland Kenworth	Troubleshooting for Air Leaks and repair Labor 810.00 Pa...	1,098.82
12/18/2021	Inland Kenworth	Troubleshoot and repair air leak	0.00
Total T722 Unit 1045			1,098.82
Total Apparatus			3,340.19
TOTAL			3,340.19

Tubac Fire District
Station Utilities, Supplies, and Repairs & Maintenance
December 2021

Date	Source Name	Memo	Amount
Stations			
Station 1			
12/01/2021	Prudential Overall Supply	Mats Laundry Bags White Massage Towels for Station 1	30.77
12/01/2021	Century Link 8386	Internet Station 1	3.67
12/07/2021	Arizona Propane	Propane Station 1	143.48
12/08/2021	Prudential Overall Supply	Mats Laundry Bags White Massage Towels for Station 1	32.92
12/09/2021	EPCOR	Nov. Water bill	107.74
12/10/2021	Century Link 326B	Internet Dec. 2021	162.34
12/15/2021	Prudential Overall Supply	Mats Laundry Bags White Massage Towels for Station 1	32.92
12/16/2021	Unisource Energy Services (Gas)	2227 E FRONTAGE RD, TUBAC, AZ 85646 Small Volume Public Authorit...	22.50
12/16/2021	Unisource Energy Services (Gas)	2227 E. Frontage Rd Tubac AZ 11/15/21 - 12/15/21	33.80
12/17/2021	Home Depot	lightbulbs, cartridge, grease gun, nuts and bolts	126.91
12/19/2021	Direct TV - 9236	TV for period 12/18/21 - 01/17/22	149.98
12/22/2021	Prudential Overall Supply	Mats Laundry Bags White Massage Towels for Station 1	32.92
12/27/2021	Unlimited Plumbing Works, LLC.*	Remove and service existing urinal valve	125.00
12/29/2021	Prudential Overall Supply	Mats Laundry Bags White Massage Towels for Station 1	32.92
Total Station 1			1,037.87
Station 2			
12/01/2021	Prudential Overall Supply	Mats Laundry Bags White Massage Towels for Station 2	37.47
12/01/2021	Central Alarm	Access Control Full Service from 12/01/2021 - 12/31/2021	60.00
12/03/2021	Backflow Technologies	Annual Backflow Testing, Certifications, & Repairs at Station 2	300.00
12/07/2021	Terminix	Pest Control for Station #2	120.00
12/08/2021	Prudential Overall Supply	Mats Laundry Bags White Massage Towels for Station 2	40.08
12/15/2021	Prudential Overall Supply	Mats Laundry Bags White Massage Towels for Station 2	40.08
12/16/2021	Liberty Utilities #84201956-84305894	84201956-84305894 1360 W FRONTAGE RD	318.40
12/20/2021	Century Link 011B	Monthly Internet for Station 2 Dec 2021	62.33
12/22/2021	Prudential Overall Supply	Mats Laundry Bags White Massage Towels for Station 2	40.08
12/22/2021	Unisource Energy Services (Electric)	455 Camino Agosto 1, Rio Rico, AZ 85648 Small General Service (Servic...	124.67
12/22/2021	Unisource Energy Services (Electric)	563 Camino Galindo Rio Rico AZ 85648, Medium General Service (Servic...	647.59
12/27/2021	Unlimited Plumbing Works, LLC.*	Remove and service existing toilet flush valve Labor 125.00 Parts 24.00	149.00
12/27/2021	Unisource Energy Services (Electric)	333 Camino Josephina Rio Rico AZ 85648 Medium General Service Net ...	851.72
12/28/2021	Direct TV - 9885	TV for period 12/27/21 - 01/26/22	320.21
12/28/2021	Unisource Energy Services (Electric)	149 Ruta Camaron Rio Rico AZ 85648 Medium General Service Net Meter...	842.84
12/29/2021	Prudential Overall Supply	Mats Laundry Bags White Massage Towels for Station 2	40.08
Total Station 2			3,994.55
Station 3			
12/01/2021	Prudential Overall Supply	Mats Laundry Bags White Massage Towels for Station 3	35.13
12/01/2021	Canyon Disposal, Inc.	garbage service	113.85
12/03/2021	Direct TV - 0393	TV for period 09/02/21-10/01/21	156.98
12/03/2021	Backflow Technologies	Annual Backflow Testing, Certifications, & Repairs at Station 3	300.00
12/06/2021	Giovanni Granados	Fire Station 3: Pressure wash and cut grass	675.00
12/06/2021	Giovanni Granados	Pressure wash and cut grass at Station #3	0.00
12/08/2021	Prudential Overall Supply	Mats Laundry Bags White Massage Towels for Station 3	37.58
12/10/2021	Arizona Propane	Propane Station 3	404.34
12/15/2021	Prudential Overall Supply	Mats Laundry Bags White Massage Towels for Station 3	37.58
12/20/2021	Simply Bits, LLC	Account #: CA-17981- Hosted VoIP Bundle	584.86
12/20/2021	Simply Bits, LLC	Account #: CA-24338- Hosted VoIP Bundle	682.52
12/20/2021	Simply Bits, LLC	Account #: CA-24337- Hosted VoIP Bundle	690.90
12/20/2021	Simply Bits, LLC	Account #: CA-24338- Hosted VoIP Bundle	889.91
12/22/2021	Prudential Overall Supply	Mats Laundry Bags White Massage Towels for Station 3	37.58

12:43 PM

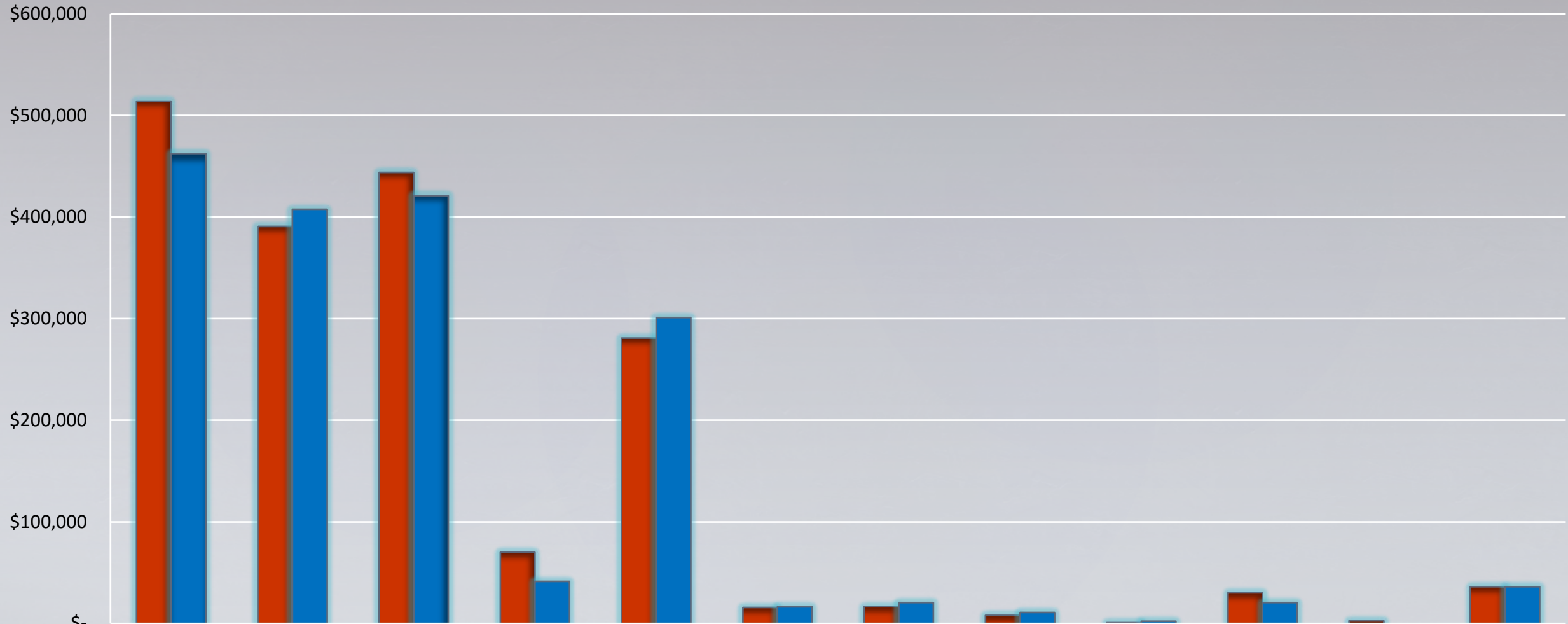
01/12/22

Accrual Basis

Tubac Fire District
Station Utilities, Supplies, and Repairs & Maintenance
December 2021

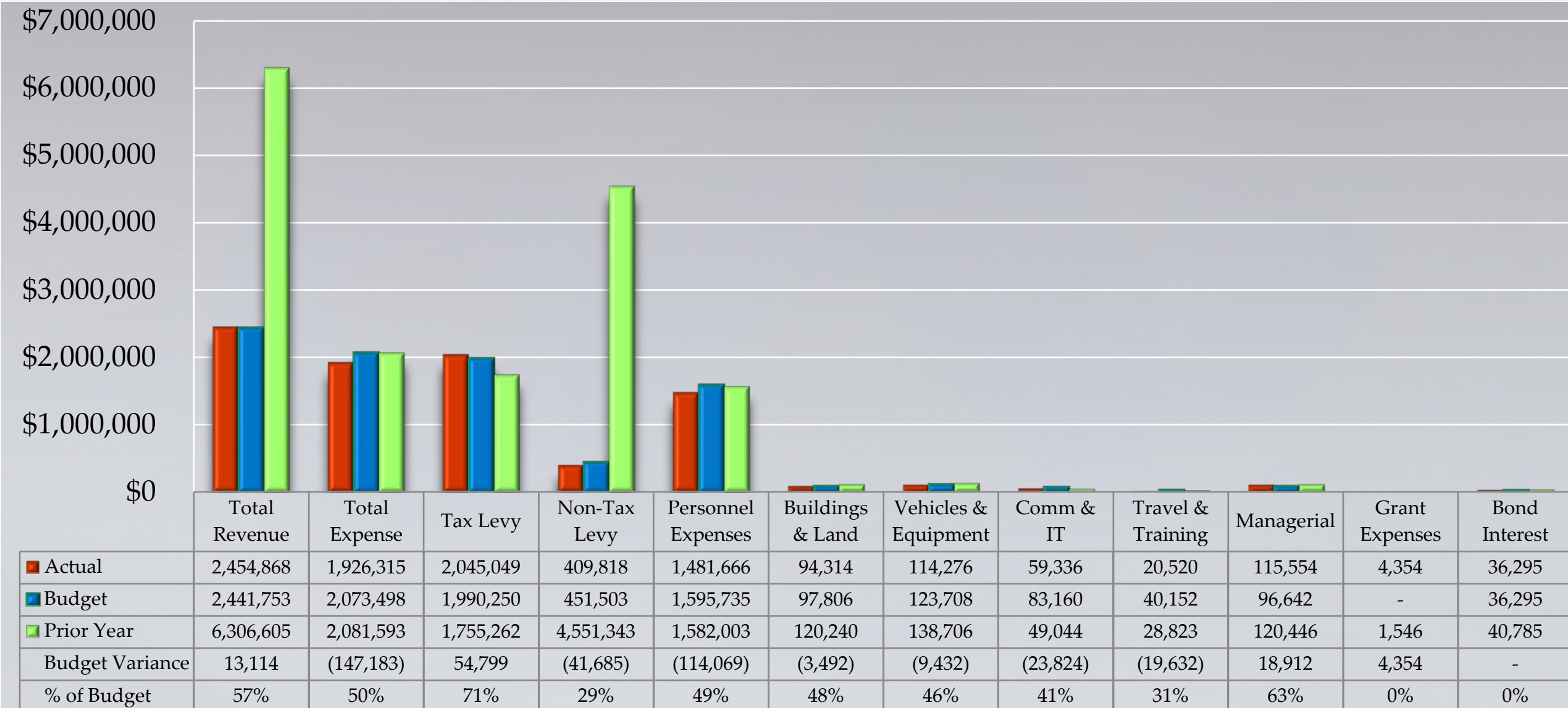
Date	Source Name	Memo	Amount
12/27/2021	Unlimited Plumbing Works, LLC.*	Scope of Work: Watts/Power shower cartri9dge, Watts/ Powers Chrome s...	662.00
12/29/2021	Prudential Overall Supply	Mats Laundry Bags White Massage Towels for Station 3	37.58
Total Station 3			5,345.81
Station 4			
12/01/2021	Canyon Disposal, Inc.	garbage service	113.85
12/01/2021	Prudential Overall Supply	Mats Laundry Bags White Massage Towels for Station 4	35.13
12/03/2021	Backflow Technologies	Annual Backflow Testing, Certifications, & Repairs at Station 4	500.00
12/06/2021	Direct TV - 2827	Monthly TV from 12/05/21 - 01/04/22 at Station 4	163.98
12/08/2021	Prudential Overall Supply	Mats Laundry Bags White Massage Towels for Station 4	37.58
12/08/2021	Terminix	Pest Control for Station #2	152.00
12/10/2021	Arizona Propane	Propane Station 4	288.41
12/15/2021	Prudential Overall Supply	Mats Laundry Bags White Massage Towels for Station 4	37.58
12/22/2021	Prudential Overall Supply	Mats Laundry Bags White Massage Towels for Station 4	37.58
12/28/2021	Bustamante Refrigeration, LLC	1 Honeywell Digital Heat Pup Thermostat Parts \$160.02 Labor \$190.00	350.02
12/29/2021	Prudential Overall Supply	Mats Laundry Bags White Massage Towels for Station 4	37.58
Total Station 4			1,753.71
Total Stations			12,131.94
TOTAL			12,131.94

December 2021




Actual	\$513,943	\$390,844	\$443,861	\$70,082	\$280,863	\$15,715	\$16,631	\$7,905	\$732	\$30,202	\$2,500	\$36,295
Budget	\$462,489	\$407,690	\$421,072	\$41,417	\$301,088	\$16,301	\$20,618	\$10,700	\$2,167	\$20,521	\$0	\$36,295
Variance	51,454	(16,846)	22,789	28,665	(20,225)	(586)	(3,987)	(2,795)	(1,435)	9,681	2,500	-

Fiscal Year to Date Budget to Actual



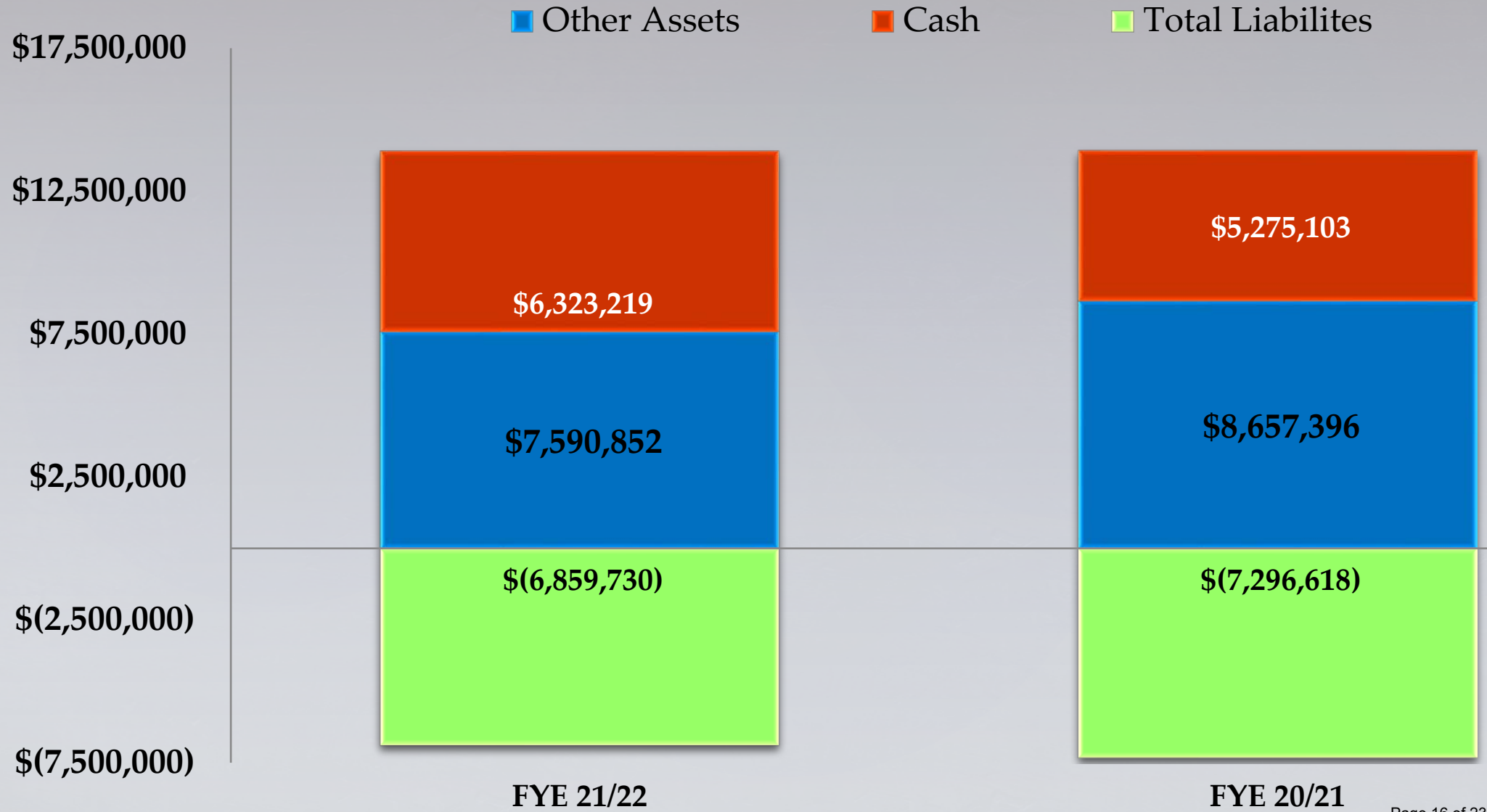
Percentage of Expenses Year to Date



Fire District Averages

Personnel	81%
Operations	11%
Communications	2%
Administrative	6%

Cash Position



Tubac Fire District
Monthly Disbursement Report

December 2021

Type	Date	Num	Name	Memo	Amount	Balance
1072 - Bill.com Money Out Clearing						
Bill Pmt -Ch...	12/08/2021	Bill.com	Prudent...	https://app01.us.bill.com/BillPay?id=blp01WAJ...	-35.13	-35.13
Bill Pmt -Ch...	12/08/2021	Bill.com	Unisour...	https://app01.us.bill.com/BillPay?id=blp01YBYI...	-602.07	-637.20
Bill Pmt -Ch...	12/08/2021	Bill.com	Great A...	https://app01.us.bill.com/BillPay?id=blp01VMU...	-217.68	-854.88
Bill Pmt -Ch...	12/08/2021	Bill.com	Unisour...	https://app01.us.bill.com/BillPay?id=blp01IKSV...	-778.44	-1,633.32
Bill Pmt -Ch...	12/08/2021	Bill.com	Waste ...	https://app01.us.bill.com/BillPay?id=blp01VBPR...	-214.41	-1,847.73
Bill Pmt -Ch...	12/08/2021	Bill.com	Direct T...	https://app01.us.bill.com/BillPay?id=blp01ZMA...	-149.98	-1,997.71
Bill Pmt -Ch...	12/08/2021	Bill.com	Prudent...	https://app01.us.bill.com/BillPay?id=blp01CAP...	-37.47	-2,035.18
Bill Pmt -Ch...	12/08/2021	Bill.com	Prudent...	https://app01.us.bill.com/BillPay?id=blp01JPQY...	-35.13	-2,070.31
Bill Pmt -Ch...	12/08/2021	Bill.com	Prudent...	https://app01.us.bill.com/BillPay?id=blp01OQZ...	-30.77	-2,101.08
Bill Pmt -Ch...	12/08/2021	Bill.com	Californ...	https://app01.us.bill.com/BillPay?id=blp01EFUX...	-1,694.48	-3,795.56
Bill Pmt -Ch...	12/08/2021	Bill.com	Quick Fix	https://app01.us.bill.com/BillPay?id=blp01XUW...	-1,730.37	-5,525.93
Bill Pmt -Ch...	12/08/2021	Bill.com	Guardi...	https://app01.us.bill.com/BillPay?id=blp01OUB...	-430.08	-5,956.01
Bill Pmt -Ch...	12/08/2021	Bill.com	Unisour...	https://app01.us.bill.com/BillPay?id=blp01ZGR...	-810.78	-6,766.79
Bill Pmt -Ch...	12/08/2021	Bill.com	Waste ...	https://app01.us.bill.com/BillPay?id=blp01DIOI...	-208.81	-6,975.60
Bill Pmt -Ch...	12/08/2021	Bill.com	Unisour...	https://app01.us.bill.com/BillPay?id=blp01MBSZ...	-124.48	-7,100.08
General Jour...	12/08/2021	2022-067		Bill.com 12/08/21 Payables Funding	7,100.08	0.00
Bill Pmt -Ch...	12/10/2021	Bill.com	Nogale...	https://app01.us.bill.com/BillPay?id=blp01AVRA...	-173.74	-173.74
Bill Pmt -Ch...	12/10/2021	Bill.com	Pitney ...	https://app01.us.bill.com/BillPay?id=blp01WOE...	-86.67	-260.41
Bill Pmt -Ch...	12/10/2021	Bill.com	Nextrio,...	https://app01.us.bill.com/BillPay?id=blp01LEAV...	-598.40	-858.81
Bill Pmt -Ch...	12/10/2021	Bill.com	Nogale...	https://app01.us.bill.com/BillPay?id=blp01XAXN...	-235.64	-1,094.45
Bill Pmt -Ch...	12/10/2021	Bill.com	Nogale...	https://app01.us.bill.com/BillPay?id=blp01AUV...	-355.05	-1,449.50
Bill Pmt -Ch...	12/10/2021	Bill.com	Nogale...	https://app01.us.bill.com/BillPay?id=blp01FDFJ...	-235.63	-1,685.13
Bill Pmt -Ch...	12/10/2021	Bill.com	Nogale...	https://app01.us.bill.com/BillPay?id=blp01XKUY...	-92.31	-1,777.44
Bill Pmt -Ch...	12/10/2021	Bill.com	Quill Co...	https://app01.us.bill.com/BillPay?id=blp01DHW...	-173.07	-1,950.51
Bill Pmt -Ch...	12/10/2021	Bill.com	Nogale...	https://app01.us.bill.com/BillPay?id=blp01FHTR...	-463.60	-2,414.11
Bill Pmt -Ch...	12/10/2021	Bill.com	Nogale...	https://app01.us.bill.com/BillPay?id=blp01ZCIK...	-76.01	-2,490.12
Bill Pmt -Ch...	12/10/2021	Bill.com	Nogale...	https://app01.us.bill.com/BillPay?id=blp01RMS...	-236.68	-2,726.80
Bill Pmt -Ch...	12/10/2021	Bill.com	Pathfin...	https://app01.us.bill.com/BillPay?id=blp01YZFL...	-4,500.00	-7,226.80
Bill Pmt -Ch...	12/10/2021	Bill.com	Modula...	https://app01.us.bill.com/BillPay?id=blp01HLNX...	-800.00	-8,026.80
Bill Pmt -Ch...	12/10/2021	Bill.com	Nogale...	https://app01.us.bill.com/BillPay?id=blp01QKS...	-247.58	-8,274.38
Bill Pmt -Ch...	12/10/2021	Bill.com	Nextrio,...	https://app01.us.bill.com/BillPay?id=blp01QXKE...	-3,638.55	-11,912.93
Bill Pmt -Ch...	12/10/2021	Bill.com	Nogale...	https://app01.us.bill.com/BillPay?id=blp01XIUW...	-62.43	-11,975.36
Bill Pmt -Ch...	12/10/2021	Bill.com	Nogale...	https://app01.us.bill.com/BillPay?id=blp01ZEXJ...	-104.22	-12,079.58
Bill Pmt -Ch...	12/10/2021	Bill.com	Image ...	https://app01.us.bill.com/BillPay?id=blp01FTHH...	-4,104.10	-16,183.68
Bill Pmt -Ch...	12/10/2021	Bill.com	Nogale...	https://app01.us.bill.com/BillPay?id=blp01BMK...	-150.00	-16,333.68
Bill Pmt -Ch...	12/10/2021	Bill.com	V191 & ...	https://app01.us.bill.com/BillPay?id=blp01TCEI...	-541.67	-16,875.35
General Jour...	12/10/2021	2022-068		Bill.com 12/10/21 Payables Funding	16,875.35	0.00
Bill Pmt -Ch...	12/14/2021	Bill.com	Direct T...	https://app01.us.bill.com/BillPay?id=blp01UVKE...	-156.98	-156.98
Bill Pmt -Ch...	12/14/2021	Bill.com	Prudent...	https://app01.us.bill.com/BillPay?id=blp01RDP...	-30.77	-187.75

12:43 PM

01/12/22

Accrual Basis

Tubac Fire District
Monthly Disbursement Report

December 2021

Type	Date	Num	Name	Memo	Amount	Balance
Bill Pmt -Ch...	12/14/2021	Bill.com	Waxie ...	https://app01.us.bill.com/BillPay?id=blp01JBYX...	-386.41	-574.16
Bill Pmt -Ch...	12/14/2021	Bill.com	Direct T...	https://app01.us.bill.com/BillPay?id=blp01GNN...	-166.98	-741.14
Bill Pmt -Ch...	12/14/2021	Bill.com	Prudent...	https://app01.us.bill.com/BillPay?id=blp01KIFN...	-37.47	-778.61
Bill Pmt -Ch...	12/14/2021	Bill.com	Prudent...	https://app01.us.bill.com/BillPay?id=blp01SPJO...	-35.13	-813.74
Bill Pmt -Ch...	12/14/2021	Bill.com	Canyon...	https://app01.us.bill.com/BillPay?id=blp01CIYP...	-227.70	-1,041.44
Bill Pmt -Ch...	12/14/2021	Bill.com	Verizon	https://app01.us.bill.com/BillPay?id=blp01MNTJ...	-360.09	-1,401.53
Bill Pmt -Ch...	12/14/2021	Bill.com	Giovan...	https://app01.us.bill.com/BillPay?id=blp01RFHX...	-675.00	-2,076.53
Bill Pmt -Ch...	12/14/2021	Bill.com	Senerg...	https://app01.us.bill.com/BillPay?id=blp01IPAQ...	-2,802.28	-4,878.81
Bill Pmt -Ch...	12/14/2021	Bill.com	Terminix	https://app01.us.bill.com/BillPay?id=blp01EILG...	-152.00	-5,030.81
Bill Pmt -Ch...	12/14/2021	Bill.com	Voyage...	https://app01.us.bill.com/BillPay?id=blp01DKAH...	-759.32	-5,790.13
Bill Pmt -Ch...	12/14/2021	Bill.com	Prudent...	https://app01.us.bill.com/BillPay?id=blp01JFZA...	-35.13	-5,825.26
Bill Pmt -Ch...	12/14/2021	Bill.com	C & D ...	https://app01.us.bill.com/BillPay?id=blp01NJFG...	-1,533.76	-7,359.02
Bill Pmt -Ch...	12/14/2021	Bill.com	Verizon	https://app01.us.bill.com/BillPay?id=blp01GOW...	-490.85	-7,849.87
General Jour...	12/14/2021	2022-069		Bill.com 12/14/21 Payables Funding	7,849.87	0.00
Bill Pmt -Ch...	12/17/2021	Bill.com	D. A. M...	https://app01.us.bill.com/BillPay?id=blp01XAXX...	-132.41	-132.41
Bill Pmt -Ch...	12/17/2021	Bill.com	Arizona...	https://app01.us.bill.com/BillPay?id=blp01EFKK...	-978.25	-1,110.66
Bill Pmt -Ch...	12/17/2021	Bill.com	Human ...	https://app01.us.bill.com/BillPay?id=blp01OKYL...	-500.00	-1,610.66
Bill Pmt -Ch...	12/17/2021	Bill.com	James ...	https://app01.us.bill.com/BillPay?id=blp01VLM...	-5,200.00	-6,810.66
Bill Pmt -Ch...	12/17/2021	Bill.com	Quill Co...	https://app01.us.bill.com/BillPay?id=blp01KETC...	-177.62	-6,988.28
Bill Pmt -Ch...	12/17/2021	Bill.com	Desert ...	https://app01.us.bill.com/BillPay?id=blp01SAFR...	-200.00	-7,188.28
General Jour...	12/17/2021	2022-068		Bill.com 12/17/21 Payables Funding	7,188.28	0.00
Bill Pmt -Ch...	12/20/2021	Bill.com	Backflo...	https://app01.us.bill.com/BillPay?id=blp01ZAXZ...	-300.00	-300.00
Bill Pmt -Ch...	12/20/2021	Bill.com	Prudent...	https://app01.us.bill.com/BillPay?id=blp01WAA...	-37.58	-337.58
Bill Pmt -Ch...	12/20/2021	Bill.com	Century...	https://app01.us.bill.com/BillPay?id=blp01CJTU...	-3.67	-341.25
Bill Pmt -Ch...	12/20/2021	Bill.com	Arizona...	https://app01.us.bill.com/BillPay?id=blp01EAPL...	-288.41	-629.66
Bill Pmt -Ch...	12/20/2021	Bill.com	Life-As...	https://app01.us.bill.com/BillPay?id=blp01RJOU...	-918.69	-1,548.35
Bill Pmt -Ch...	12/20/2021	Bill.com	Linde G...	https://app01.us.bill.com/BillPay?id=blp01XXVE...	-501.88	-2,050.23
Bill Pmt -Ch...	12/20/2021	Bill.com	Linde G...	https://app01.us.bill.com/BillPay?id=blp01ZUIY...	-696.49	-2,746.72
Bill Pmt -Ch...	12/20/2021	Bill.com	Prudent...	https://app01.us.bill.com/BillPay?id=blp01ZUDD...	-32.92	-2,779.64
Bill Pmt -Ch...	12/20/2021	Bill.com	Backflo...	https://app01.us.bill.com/BillPay?id=blp01ZAPQ...	-500.00	-3,279.64
Bill Pmt -Ch...	12/20/2021	Bill.com	Arizona...	https://app01.us.bill.com/BillPay?id=blp01DPG...	-404.34	-3,683.98
Bill Pmt -Ch...	12/20/2021	Bill.com	Linde G...	https://app01.us.bill.com/BillPay?id=blp01WCV...	-187.55	-3,871.53
Bill Pmt -Ch...	12/20/2021	Bill.com	Prudent...	https://app01.us.bill.com/BillPay?id=blp01TTHF...	-37.58	-3,909.11
Bill Pmt -Ch...	12/20/2021	Bill.com	Backflo...	https://app01.us.bill.com/BillPay?id=blp01YJAH...	-300.00	-4,209.11
Bill Pmt -Ch...	12/20/2021	Bill.com	Central ...	https://app01.us.bill.com/BillPay?id=blp01DBVI...	-60.00	-4,269.11
Bill Pmt -Ch...	12/20/2021	Bill.com	Prudent...	https://app01.us.bill.com/BillPay?id=blp01RDNJ...	-40.08	-4,309.19
Bill Pmt -Ch...	12/20/2021	Bill.com	Prudent...	https://app01.us.bill.com/BillPay?id=blp01FGP...	-37.58	-4,346.77
Bill Pmt -Ch...	12/20/2021	Bill.com	EPCOR	https://app01.us.bill.com/BillPay?id=blp01SHZN...	-107.74	-4,454.51
Bill Pmt -Ch...	12/20/2021	Bill.com	Prudent...	https://app01.us.bill.com/BillPay?id=blp01UQQ...	-37.58	-4,492.09
Bill Pmt -Ch...	12/20/2021	Bill.com	Direct T...	https://app01.us.bill.com/BillPay?id=blp01YSGY...	-163.98	-4,656.07

12:43 PM

01/12/22

Accrual Basis

Tubac Fire District
Monthly Disbursement Report

December 2021

Type	Date	Num	Name	Memo	Amount	Balance
Bill Pmt -Ch...	12/20/2021	Bill.com	Prudent...	https://app01.us.bill.com/BillPay?id=blp01HWR...	-32.92	-4,688.99
Bill Pmt -Ch...	12/20/2021	Bill.com	Prudent...	https://app01.us.bill.com/BillPay?id=blp01CPIE...	-40.08	-4,729.07
Bill Pmt -Ch...	12/20/2021	Bill.com	Arizona...	https://app01.us.bill.com/BillPay?id=blp01UNH...	-143.48	-4,872.55
General Jour...	12/20/2021	2022-066		Bill.com 12/20/21 Payables Funding	4,872.55	0.00
Bill Pmt -Ch...	12/22/2021	Bill.com	IFC Ra...	https://app01.us.bill.com/BillPay?id=blp01LEEX...	-405.20	-405.20
Bill Pmt -Ch...	12/22/2021	Bill.com	Martin ...	https://app01.us.bill.com/BillPay?id=blp01IKWB...	-60.48	-465.68
General Jour...	12/22/2021	2022-067		Bill.com 12/22/21 Payables Funding	465.68	0.00
Bill Pmt -Ch...	12/28/2021	Bill.com	Unisour...	https://app01.us.bill.com/BillPay?id=blp01DYPL...	-22.50	-22.50
Bill Pmt -Ch...	12/28/2021	Bill.com	Prudent...	https://app01.us.bill.com/BillPay?id=blp01WJK...	-40.08	-62.58
Bill Pmt -Ch...	12/28/2021	Bill.com	Unisour...	https://app01.us.bill.com/BillPay?id=blp01QGO...	-33.80	-96.38
Bill Pmt -Ch...	12/28/2021	Bill.com	Terminix	https://app01.us.bill.com/BillPay?id=blp01EUBX...	-120.00	-216.38
Bill Pmt -Ch...	12/28/2021	Bill.com	Unisour...	https://app01.us.bill.com/BillPay?id=blp01VGM...	-433.05	-649.43
Bill Pmt -Ch...	12/28/2021	Bill.com	Simply ...	https://app01.us.bill.com/BillPay?id=blp01SIWP...	-584.86	-1,234.29
Bill Pmt -Ch...	12/28/2021	Bill.com	Century...	https://app01.us.bill.com/BillPay?id=blp01UHTB...	-162.34	-1,396.63
Bill Pmt -Ch...	12/28/2021	Bill.com	Waxie ...	https://app01.us.bill.com/BillPay?id=blp01JFGM...	-85.07	-1,481.70
Bill Pmt -Ch...	12/28/2021	Bill.com	Carond...	https://app01.us.bill.com/BillPay?id=blp01DHAP...	-2.78	-1,484.48
Bill Pmt -Ch...	12/28/2021	Bill.com	Prudent...	https://app01.us.bill.com/BillPay?id=blp01PUDJ...	-37.58	-1,522.06
Bill Pmt -Ch...	12/28/2021	Bill.com	Verizon	https://app01.us.bill.com/BillPay?id=blp01NOTF...	-100.12	-1,622.18
Bill Pmt -Ch...	12/28/2021	Bill.com	Inland ...	https://app01.us.bill.com/BillPay?id=blp01BOZL...	-1,098.82	-2,721.00
Bill Pmt -Ch...	12/28/2021	Bill.com	Simply ...	https://app01.us.bill.com/BillPay?id=blp01RFBT...	-682.52	-3,403.52
Bill Pmt -Ch...	12/28/2021	Bill.com	Vision ...	https://app01.us.bill.com/BillPay?id=blp01IEDK...	-351.94	-3,755.46
Bill Pmt -Ch...	12/28/2021	Bill.com	Valley I...	https://app01.us.bill.com/BillPay?id=blp01ANVE...	-4.68	-3,760.14
Bill Pmt -Ch...	12/28/2021	Bill.com	Prudent...	https://app01.us.bill.com/BillPay?id=blp01QRC...	-32.92	-3,793.06
Bill Pmt -Ch...	12/28/2021	Bill.com	IFC Ra...	https://app01.us.bill.com/BillPay?id=blp01XXU...	-327.11	-4,120.17
Bill Pmt -Ch...	12/28/2021	Bill.com	Republi...	https://app01.us.bill.com/BillPay?id=blp01GFQ...	-172,854.00	-176,974.17
Bill Pmt -Ch...	12/28/2021	Bill.com	Copper...	https://app01.us.bill.com/BillPay?id=blp01EKPI...	-280.00	-177,254.17
Bill Pmt -Ch...	12/28/2021	Bill.com	Simply ...	https://app01.us.bill.com/BillPay?id=blp01MJML...	-690.90	-177,945.07
Bill Pmt -Ch...	12/28/2021	Bill.com	Legal S...	https://app01.us.bill.com/BillPay?id=blp01XLLE...	-51.80	-177,996.87
Bill Pmt -Ch...	12/28/2021	Bill.com	Valley I...	https://app01.us.bill.com/BillPay?id=blp01ALCA...	-54.04	-178,050.91
Bill Pmt -Ch...	12/28/2021	Bill.com	Century...	https://app01.us.bill.com/BillPay?id=blp01KURL...	-62.33	-178,113.24
Bill Pmt -Ch...	12/28/2021	Bill.com	Prudent...	https://app01.us.bill.com/BillPay?id=blp01XHCZ...	-37.58	-178,150.82
Bill Pmt -Ch...	12/28/2021	Bill.com	Fry Fire...	https://app01.us.bill.com/BillPay?id=blp01IUYC...	-1,048.53	-179,199.35
Bill Pmt -Ch...	12/28/2021	Bill.com	Simply ...	https://app01.us.bill.com/BillPay?id=blp01GSM...	-889.91	-180,089.26
Bill Pmt -Ch...	12/28/2021	Bill.com	Terminix	https://app01.us.bill.com/BillPay?id=blp01GED...	-120.00	-180,209.26
Bill Pmt -Ch...	12/28/2021	Bill.com	MetLife	https://app01.us.bill.com/BillPay?id=blp01EEJC...	-3,024.34	-183,233.60
Bill Pmt -Ch...	12/28/2021	Bill.com	Modula...	https://app01.us.bill.com/BillPay?id=blp01CQM...	-800.00	-184,033.60

12:43 PM

01/12/22

Accrual Basis

**Tubac Fire District
Monthly Disbursement Report**

December 2021

Type	Date	Num	Name	Memo	Amount	Balance
Bill Pmt -Ch...	12/28/2021	Bill.com	Senerg...	https://app01.us.bill.com/BillPay?id=blp01VIOQ...	-2,106.42	-186,140.02
General Jour...	12/28/2021	2022-073		Bill.com 12/28/21 Payables Funding	186,140.02	0.00
Total 1072 · Bill.com Money Out Clearing					0.00	0.00
1127 · Cash with County Treasurer						
Deposit	12/08/2021	48946		November 2021 - T061-2063/2591	-264,730.02	-264,730.02
General Jour...	12/31/2021	2022-075		To Record Property Tax for December 2021	313,420.49	48,690.47
Total 1127 · Cash with County Treasurer					48,690.47	48,690.47
1129 · Operational						
Deposit	12/01/2021			Deposit	2,939.56	2,939.56
Check	12/02/2021	25857	Gotta G...	Downpayment on purchase of golf cart	-2,500.00	439.56
Deposit	12/02/2021			Deposit	995.73	1,435.29
Deposit	12/02/2021			Deposit	439.16	1,874.45
Deposit	12/02/2021			Deposit	1,616.03	3,490.48
Check	12/03/2021	ACH	PUBLI...	Pay period ending November 28, 2021	-19,122.05	-15,631.57
Check	12/03/2021	ACH	Nation...	Plan 401A - Pay period ending November 28, 2...	-1,190.70	-16,822.27
Check	12/03/2021	ACH	Nation...	Plan 457 - Entity No. 0345 - Pay period ending ...	-1,303.13	-18,125.40
General Jour...	12/03/2021	2022-066			-55,051.01	-73,176.41
General Jour...	12/03/2021	2022-066			-767.73	-73,944.14
General Jour...	12/03/2021	2022-066			-8,930.56	-82,874.70
General Jour...	12/03/2021	2022-066			-319.20	-83,193.90
General Jour...	12/03/2021	2022-066			-315.00	-83,508.90
Deposit	12/06/2021			Deposit	3,147.89	-80,361.01
Deposit	12/06/2021			Deposit	445.67	-79,915.34
Deposit	12/07/2021			Deposit	150.00	-79,765.34
Deposit	12/07/2021			Deposit	1,055.21	-78,710.13
Deposit	12/07/2021			Deposit	1,404.06	-77,306.07
Check	12/07/2021	EFT	Bill.com	Monthly Billing	-237.63	-77,543.70
Deposit	12/07/2021			Interest	6.79	-77,536.91
Deposit	12/08/2021			Deposit	264,730.02	187,193.11
Deposit	12/08/2021			Deposit	1,232.60	188,425.71
General Jour...	12/08/2021	2022-067		Bill.com 12/08/21 Payables Funding	-7,100.08	181,325.63
Deposit	12/09/2021			Deposit	109.79	181,435.42
Deposit	12/09/2021			Deposit	250.00	181,685.42
Bill Pmt -Ch...	12/09/2021		Merle's ...	QuickBooks generated zero amount transaction...	0.00	181,685.42
General Jour...	12/10/2021	2022-068		Bill.com 12/10/21 Payables Funding	-16,875.35	164,810.07
Deposit	12/13/2021			Deposit	77,612.55	242,422.62

12:43 PM
01/12/22
Accrual Basis

Tubac Fire District
Monthly Disbursement Report
December 2021

Type	Date	Num	Name	Memo	Amount	Balance
Deposit	12/13/2021			Deposit	475.00	242,897.62
Check	12/14/2021	25858	Green ...	Pay period ending Dec. 12, 2021	-468.00	242,429.62
Check	12/14/2021	25859	Securit...	Payer ID#613624000 / pay period end Dec. 12, ...	-375.00	242,054.62
General Jour...	12/14/2021	2022-069		Bill.com 12/14/21 Payables Funding	-7,849.87	234,204.75
Check	12/15/2021	ACH	Aflac	Invoice #224085	-246.00	233,958.75
General Jour...	12/15/2021	2022-070		To Clear PR JE 7/30 manual check Maria Sanc...	212.24	234,170.99
General Jour...	12/15/2021	2022-064		To Clear PR JE 8/13 manual check Eileen Guer...	1,057.41	235,228.40
Check	12/15/2021		FDGL		-45.33	235,183.07
Check	12/15/2021			Service Charge	-712.69	234,470.38
Deposit	12/16/2021			Deposit	524.50	234,994.88
Deposit	12/16/2021			Deposit	1,670.76	236,665.64
Check	12/17/2021	ACH	Nation...	Plan 401A - Pay period ending December 12, 2...	-1,016.52	235,649.12
Check	12/17/2021	ACH	Nation...	Plan 457 - Pay period ending December 12, 2021	-1,303.13	234,345.99
General Jour...	12/17/2021	2022-071			-48,865.26	185,480.73
General Jour...	12/17/2021	2022-065			-767.73	184,713.00
General Jour...	12/17/2021	2022-065			-8,670.15	176,042.85
General Jour...	12/17/2021	2022-065			-319.20	175,723.65
General Jour...	12/17/2021	2022-065			-315.00	175,408.65
Deposit	12/17/2021			Deposit	1,307.59	176,716.24
General Jour...	12/17/2021	2022-068		Bill.com 12/17/21 Payables Funding	-7,188.28	169,527.96
Check	12/20/2021	ACH	Enterpri...	Invoice #FBN4359959	-2,276.37	167,251.59
Check	12/20/2021	25860	Gotta G...	Balance due on purchase of golf cart	-2,380.60	164,870.99
Deposit	12/20/2021			Deposit	4,429.92	169,300.91
General Jour...	12/20/2021	2022-066		Bill.com 12/20/21 Payables Funding	-4,872.55	164,428.36
Check	12/21/2021	ACH	PUBLI...	Pay period ending December 12, 2021	-16,888.66	147,539.70
General Jour...	12/22/2021	2022-067		Bill.com 12/22/21 Payables Funding	-465.68	147,074.02
Deposit	12/22/2021			Deposit	1,153.09	148,227.11
Deposit	12/24/2021			Deposit	222.28	148,449.39
Deposit	12/27/2021			Deposit	1,685.35	150,134.74
Check	12/28/2021	25861	Securit...	Payer ID#613624000 / pay period end Dec. 26, ...	-375.00	149,759.74
Check	12/28/2021	25862	Green ...	VOID: Pay period ending December 26, 2021	0.00	149,759.74
Check	12/28/2021	25863	Green ...	Pay period ending Dec. 26, 2021	-468.00	149,291.74
Deposit	12/28/2021			Deposit	5,539.69	154,831.43
Deposit	12/28/2021			Deposit	100.00	154,931.43
Deposit	12/28/2021			Deposit	183.10	155,114.53
Deposit	12/28/2021			Deposit	31,356.27	186,470.80
General Jour...	12/28/2021	2022-073		Bill.com 12/28/21 Payables Funding	-186,140.02	330.78
Deposit	12/29/2021			Deposit	2,890.98	3,221.76
Deposit	12/29/2021			Deposit	467.52	3,689.28
Check	12/31/2021	ACH	PUBLI...	Pay period ending December 26, 2021	-18,365.07	-14,675.79

12:43 PM
 01/12/22
 Accrual Basis

Tubac Fire District
Monthly Disbursement Report
 December 2021












Type	Date	Num	Name	Memo	Amount	Balance
Check	12/31/2021	ACH	Nation...	Plan 401A - Pay period ending December 26, 2...	-1,308.60	-15,984.39
Check	12/31/2021	ACH	Nation...	Entity No. 0345 / Pay period ending December ...	-1,308.02	-17,292.41
General Jour...	12/31/2021	2022-071			-52,022.05	-69,314.46
General Jour...	12/31/2021	2022-071			-767.73	-70,082.19
General Jour...	12/31/2021	2022-071			-10,242.55	-80,324.74
General Jour...	12/31/2021	2022-071			-319.20	-80,643.94
General Jour...	12/31/2021	2022-071			-315.00	-80,958.94
Total 1129 · Operational					-80,958.94	-80,958.94
1130 · Savings Acct.						
Deposit	12/31/2021		Interest		157.78	157.78
Total 1130 · Savings Acct.					157.78	157.78
TOTAL					-32,110.69	-32,110.69

Tubac Fire District

Twelve-Month Cash Flow

Fiscal Year
Begins: Jul-21

Tubac Fire District

	Beginning	Jul-21	Aug-21	Sep-21	Oct-21	Nov-21	Dec-21	Jan-22	Feb-22	Mar-22	Apr-22	May-22	Jun-22	Monthly Average	Overview
Cash Summary															
Cash on Hand <small>(beginning of month)</small>	5,634,117	5,634,117	5,274,607	5,159,317	5,015,086	5,784,642	5,841,192	5,809,081	5,670,516	5,552,062	5,430,133	5,699,134	5,643,667	5,542,796	
Cash Available (on hand + receipts, before cash out)	5,634,117	5,756,702	5,466,110	5,302,460	6,175,632	6,087,763	6,299,451	5,969,477	5,817,238	5,695,309	6,031,919	5,942,666	6,282,265	5,902,249	
Cash Position (end of month)	5,634,117	5,274,607	5,159,317	5,015,086	5,784,642	5,841,192	5,809,081	5,670,516	5,552,062	5,430,133	5,699,134	5,643,667	5,922,019	5,566,788	
Line of Credit Available	1,000,000	1,000,000	1,000,000	1,000,000	1,000,000	1,000,000	1,000,000	1,000,000	1,000,000	1,000,000	1,000,000	1,000,000	1,000,000	1,000,000	
Cash Receipts															
Tax Levy Revenue		23,374	22,809	25,377	1,017,315	264,730	386,553	128,979	115,305	111,830	512,702	154,448	117,020	240,037	
Other Cash Inflows		99,211	168,694	117,766	143,231	38,391	71,706	31,417	31,417	31,417	89,084	89,084	521,578	119,416	
Line of Credit		0	0	0	0	0	0	0	0	0	0	0	0	0	
Total Cash Receipts		122,585	191,503	143,142	1,160,546	303,121	458,259	160,396	146,722	143,247	601,786	243,532	638,598	359,453	
Cash Paid Out															
Disbursements		482,095	306,793	287,374	390,990	246,571	490,370	298,961	265,176	265,176	332,785	298,999	360,247	335,461	
Capital Outlay		0	0	0	0	0	0	0	0	0	0	0	0	0	
Repayment of LOC		0	0	0	0	0	0	0	0	0	0	0	0	0	
Total Cash Paid Out		482,095	306,793	287,374	390,990	246,571	490,370	298,961	265,176	265,176	332,785	298,999	360,247	335,461	
		(Actual)	(Actual)	(Actual)	(Actual)	(Actual)	(Actual)	(Budget)	(Budget)	(Budget)	(Budget)	(Budget)	(Budget)	(Budget)	