

Tubac Fire District

2227 E I-19 Frontage Rd
Tubac, AZ 85646
520.398.2255



Monthly Financial Report – July 2023

Attached are the following for your information and review:

1. Balance Sheet as of July 31, 2023.
2. Summary of Reconciled Cash Balances as of July 31, 2023.
3. Income Statement of Revenues and Expenditures for July 2023 including budget to actual and year-to-date balances.
4. Income vs. Expenses Graph for July 2023.
5. Fixed Asset Additions and Disposals for FY 23/24.
6. Liabilities & Securities for FY 23/24.
7. Fleet Repairs & Maintenance Expenses.
8. Station Utilities, Supplies, and Repairs & Maintenance Expenses.
9. Board Presentation.
10. Monthly Disbursement Report.
11. 12-Month Cash Flow.

Key points:

- Total Revenue for July is \$98,469, which is \$38,846 under budget.
- Santa Cruz County Revenue for July is \$16,835, which is under budget by \$1,547.
- Non-Levy Revenue is \$81,634, which is under budget by \$37,299, driven by lower than anticipated Wildland and Ambulance revenue.
- Operating Expenses for July totaled \$369,519, which is under budget by \$34,866.
 - Personnel Expenses are under budget by \$15,382, driven by lower Wildland wages.
- Cash balance as of July 2023 is \$5,766,719, which is up \$187,744 from last year.

Please contact the Finance Director for any questions or concerns regarding this report.

This report and the attached detail reports have been reviewed and approved by the Fire Board.

Board Clerk

Date

Tubac Fire District
Balance Sheet
As of July 31, 2023

	Jul 31, 23	Jul 31, 22	\$ Change
ASSETS			
Current Assets			
Checking/Savings			
1072 · Bill.com Money Out Clearing	0.00	1,977.00	-1,977.00
1127 · Cash with County Treasurer	14,507.26	14,803.40	-296.14
1129 · Operational	824,824.09	643,607.16	181,216.93
1130 · Savings Acct.	4,647,681.07	4,645,823.08	1,857.99
1131 · Bond Account	279,706.11	272,763.72	6,942.39
Total Checking/Savings	5,766,718.53	5,578,974.36	187,744.17
Accounts Receivable			
1245 · Property Tax Receivable	276,237.05	276,237.05	0.00
1200 · Wildland Receivable	32,351.69	34,892.11	-2,540.42
1205 · Other Receivables	19,211.15	19,327.51	-116.36
1250 · Ambulance Receivable	287,977.57	287,977.57	0.00
1251 · Allowance for Ambulance Receiv	-177,869.25	-177,869.25	0.00
Total Accounts Receivable	437,908.21	440,564.99	-2,656.78
Other Current Assets			
1732 · Right to Use Vehicles	59,505.76	59,505.76	0.00
1737 · Right to Use Amortization	-17,039.00	-17,039.00	0.00
1270 · Lease Receivable	232,881.00	232,881.00	0.00
1400 · Prepaid Expense	13,726.08	13,726.08	0.00
Total Other Current Assets	289,073.84	289,073.84	0.00
Total Current Assets	6,493,700.58	6,308,613.19	185,087.39
Fixed Assets			
1711 · Land - Non-depreciable	257,352.00	257,352.00	0.00
1745 · AD - Equipment	-1,578,828.38	-1,578,828.38	0.00
1735 · AD - Vehicles	-2,568,969.10	-2,568,969.10	0.00
1725 · AD - Building	-2,060,113.30	-2,060,113.30	0.00
1730 · Vehicles	3,136,610.83	3,060,712.36	75,898.47
1740 · Equipment	1,991,853.98	1,987,714.61	4,139.37
1720 · Buildings & Improvements	6,146,795.78	6,139,995.78	6,800.00
Total Fixed Assets	5,324,701.81	5,237,863.97	86,837.84

Tubac Fire District
Balance Sheet
As of July 31, 2023

	Jul 31, 23	Jul 31, 22	\$ Change
Other Assets			
1960 · Risk Pool Capitalization	25,881.50	25,881.50	0.00
1958 · Net PSPRS OPEB Asset TR 3	2,771.00	2,771.00	0.00
1957 · Net Pension Asset PSPRS TR3	30,542.00	30,542.00	0.00
1918 · Deferred Outflow PSPRS OPEB TR3	172.00	172.00	0.00
1917 · Deferred Outflows PSPRS TR 3	93,368.00	93,368.00	0.00
1956 · Net OPEB Asset	196,597.00	196,597.00	0.00
1916 · Deferred outflow - PSPRS OPEB	1,130.00	1,130.00	0.00
1915 · Deferred outflows - PSPRS	1,338,630.00	1,338,630.00	0.00
Total Other Assets	1,689,091.50	1,689,091.50	0.00
TOTAL ASSETS	13,507,493.89	13,235,568.66	271,925.23
LIABILITIES & EQUITY			
Liabilities			
Current Liabilities			
Accounts Payable			
2000 · Accounts Payable	-2,567.40	62,177.07	-64,744.47
Total Accounts Payable	-2,567.40	62,177.07	-64,744.47
Credit Cards			
2010 · Bank of America Credit Card	2,458.84	4,986.03	-2,527.19
Total Credit Cards	2,458.84	4,986.03	-2,527.19
Other Current Liabilities			
2070 · Deferred Inflows - Leases	228,480.00	228,480.00	0.00
2316 · Deferred Inflows - PSPRS OPEB	122,692.00	122,692.00	0.00
2318 · Deferred Inflows PSPRS OPEB TR3	798.00	798.00	0.00
2317 · Deferred Inflows PSPRS TR3	22,681.00	22,681.00	0.00
2230 · Accrued Interest	1,815.53	1,815.53	0.00
2030 · Compensated Absences Payable	129,889.40	143,280.96	-13,391.56
2020 · Accrued Wages	21,722.67	21,722.67	0.00
2315 · Deferred Inflows - PSPRS	1,151,232.00	1,151,232.00	0.00
2100 · Payroll Liabilities			
2102 · PSPRS Payable	7,190.82	1,943.03	5,247.79
2103 · Pension Payable	100.12	2,666.04	-2,565.92
2128 · Health Insurance/Vision Ins.	47,579.40	8,544.20	39,035.20
2130 · Life Insurance	2,358.08	0.00	2,358.08
2132 · Dental Insurance	5,120.22	0.00	5,120.22

Tubac Fire District
Balance Sheet
As of July 31, 2023

	Jul 31, 23	Jul 31, 22	\$ Change
2140 · Pre-Paid Legal	-101.89	-52.84	-49.05
2100 · Payroll Liabilities - Other	3,040.08	5,136.72	-2,096.64
Total 2100 · Payroll Liabilities	65,286.83	18,237.15	47,049.68
Total Other Current Liabilities	1,744,597.43	1,710,939.31	33,658.12
Total Current Liabilities	1,744,488.87	1,778,102.41	-33,613.54
Long Term Liabilities			
2335 · F150 Leases Payable	38,004.68	38,004.68	0.00
2330 · Ambulance Lease Payable	88,502.84	116,321.83	-27,818.99
2355 · Net Pension Liability - PSPRS	2,382,923.00	2,382,923.00	0.00
2320 · Bond Payable	2,247,641.79	2,666,560.72	-418,918.93
Total Long Term Liabilities	4,757,072.31	5,203,810.23	-446,737.92
Total Liabilities	6,501,561.18	6,981,912.64	-480,351.46
Equity			
3001 · Unrestricted	5,038,790.82	4,295,177.00	743,613.82
3510 · Restricted	-79,899.00	-79,899.00	0.00
3530 · Net Investment in Capital Asset	2,318,091.00	2,318,091.00	0.00
Net Income	-271,050.11	-279,712.98	8,662.87
Total Equity	7,005,932.71	6,253,656.02	752,276.69
TOTAL LIABILITIES & EQUITY	13,507,493.89	13,235,568.66	271,925.23

Tubac Fire District
Summary of Reconciled Cash Balances

Period Ending
07/31/23

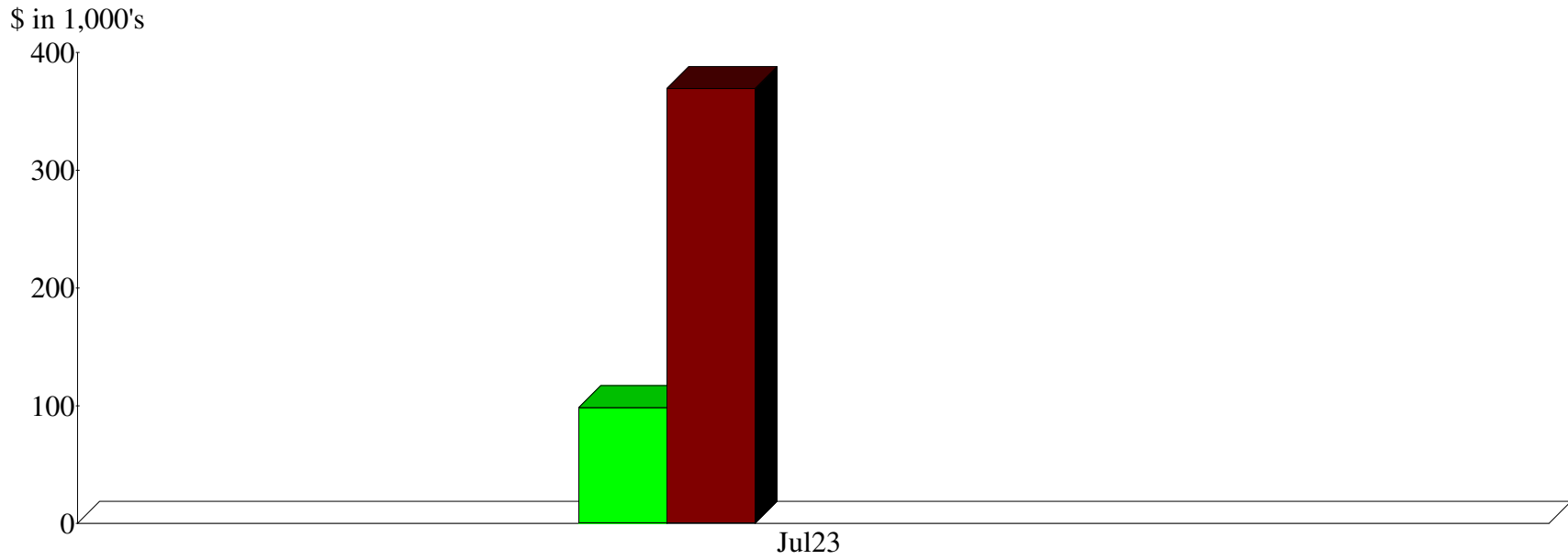
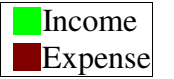
	Bank of America Checking 7/31/2023	Santa Cruz County General Fund 7/31/2023	Bank of America Savings 7/31/2023	Santa Cruz County Bond Account 7/31/2023
Beginning Balance	1,145,223.00	42,266.09	4,647,523.19	276,669.95
Cleared Transactions				
Checks and Payments	(412,727.47)	(42,266.09)	-	
Deposits and Credits	96,161.80	14,507.26	157.88	3,036.16
Total Cleared Transactions	<u>(316,565.67)</u>	<u>(27,758.83)</u>	<u>157.88</u>	<u>3,036.16</u>
Cleared Balance	<u>828,657.33</u>	<u>14,507.26</u>	<u>4,647,681.07</u>	<u>279,706.11</u>
Uncleared Transactions				
Checks and Payments	(3,833.24)	-	-	-
Deposits and Credits	-	-	-	-
Total Uncleared Transactions	<u>(3,833.24)</u>	<u>-</u>	<u>-</u>	<u>-</u>
Register Balance as of 07/31/23	<u>824,824.09</u>	<u>14,507.26</u>	<u>4,647,681.07</u>	<u>279,706.11</u>

Tubac Fire District Profit & Loss Budget Performance

July 2023

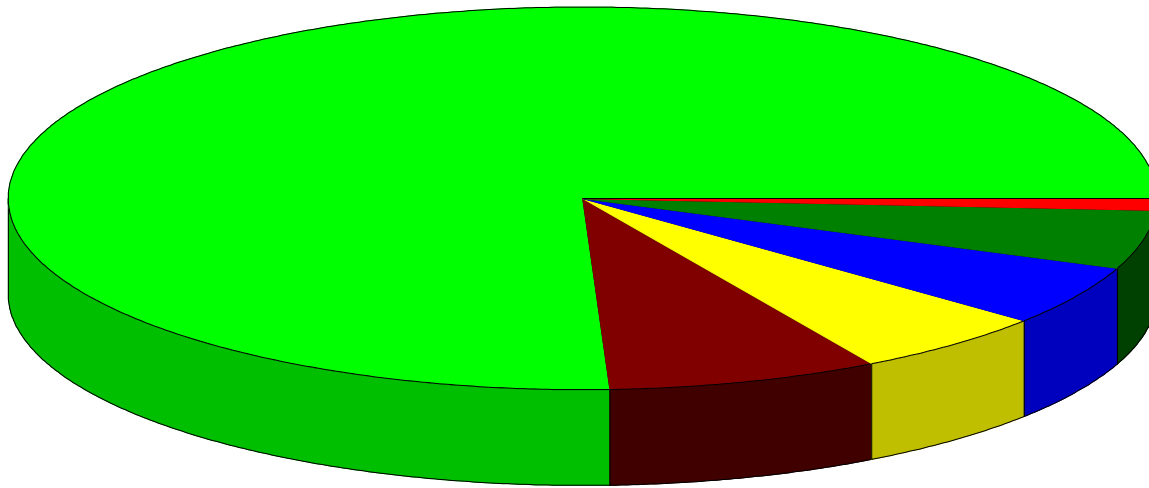
	Jul 23	Budget	\$ Over Budget	Jul 23	YTD Budget	\$ Over Budget	Annual Budget
Ordinary Income/Expense							
Income							
Tax Revenues	16,835.16	18,382.00	-1,546.84	16,835.16	18,382.00	-1,546.84	4,024,867.00
Non Tax Levy Revenue	81,634.11	118,933.00	-37,298.89	81,634.11	118,933.00	-37,298.89	1,764,500.00
Total Income	98,469.27	137,315.00	-38,845.73	98,469.27	137,315.00	-38,845.73	5,789,367.00
Gross Profit	98,469.27	137,315.00	-38,845.73	98,469.27	137,315.00	-38,845.73	5,789,367.00
Expense							
Personnel Expenses	280,329.67	295,712.00	-15,382.33	280,329.67	295,712.00	-15,382.33	3,370,677.00
Buildings & Land	18,448.96	19,360.00	-911.04	18,448.96	19,360.00	-911.04	232,250.00
Vehicles & Equipment	21,111.34	24,450.00	-3,338.66	21,111.34	24,450.00	-3,338.66	293,400.00
Communications & I.T.	18,827.66	20,185.00	-1,357.34	18,827.66	20,185.00	-1,357.34	126,000.00
Travel & Training	2,197.12	7,397.00	-5,199.88	2,197.12	7,397.00	-5,199.88	75,065.00
Managerial Expenses	28,604.63	37,281.00	-8,676.37	28,604.63	37,281.00	-8,676.37	227,540.00
Total Expense	369,519.38	404,385.00	-34,865.62	369,519.38	404,385.00	-34,865.62	4,324,932.00
Net Ordinary Income	-271,050.11	-267,070.00	-3,980.11	-271,050.11	-267,070.00	-3,980.11	1,464,435.00
Other Income/Expense							
Other Expense							
8010 - Bond Interest	0.00	0.00	0.00	0.00	0.00	0.00	53,045.00
Total Other Expense	0.00	0.00	0.00	0.00	0.00	0.00	53,045.00
Net Other Income	0.00	0.00	0.00	0.00	0.00	0.00	-53,045.00
Net Income	-271,050.11	-267,070.00	-3,980.11	-271,050.11	-267,070.00	-3,980.11	1,411,390.00

Income and Expense by Month
July 2023



Expense Summary
July 2023

Personnel Expenses	75.86%
Managerial Expenses	7.74
Vehicles & Equipment	5.71
Communications & I.T.	5.10
Buildings & Land	4.99
Travel & Training	0.59
Total	\$369,519.38



By Account

Tubac Fire District
Fixed Assets Additions and Disposals

Recorded in fixed asset accounts:

Account Number	Account name	Addition/(Disposal) Amount	Description of Asset
1720	Building & Improvements		
1730	Vehicles	\$ 3,285.00	Camper Shell for Unit #1060
1740	Equipment	\$ 2,150.00	Camera Install at Station #4
TOTALS		\$ 5,435.00	

Prepared

8/22/2023 JVG, Finance Director.

TUBAC FIRE DISTRICT
Liabilities and Securities - FY23/24

LIABILITIES						
Description	TOTAL PRICE	CURRENT BALANCE	INTEREST RATE	FY22/23 PAYMENTS	NEXT PAYMENT	DATE OF PAYOFF
Bond	\$6,795,000.00	\$2,247,641.79	2.36%	\$62,930.84	1/1/2024	7/1/2028
Lease Payable	\$195,131.69	\$88,502.84	3.71%	\$32,134.52	2/1/2024	2/1/2026
Net Pension Liability - PSPRS		\$2,382,923.00				
F150 Lease Payable		\$38,004.68				
Totals		\$4,757,072.31		\$95,065.36		

SECURITIES				
Broker	CUSIP #	Description	Market Value	Maturity Date
		Totals	\$0.00	

☞ Net balance owed = **\$4,757,072.31**

4:42 PM

08/22/23

Accrual Basis

**Tubac Fire District
Fleet Repairs & Maintenance
July 2023**

Date	Source Name	Memo	Amount
Ambulance 1055			
07/07/2023	Napa Auto Parts	NAP NAPA Diesel Exhaust Fluid (DEF)	13.63
07/20/2023	Napa Auto Parts	NAF 2.5 DEF	13.63
Total Ambulance 1055			27.26
Ambulance 1058			
07/07/2023	Napa Auto Parts	NAP NAPA Diesel Exhaust Fluid (DEF)	13.64
07/18/2023	Purcell Western States Tire	2 Tires and front-end alignment, Unit #1058	1,286.37
07/20/2023	Napa Auto Parts	NAF 2.5 DEF	13.64
07/20/2023	Napa Auto Parts	BK 15 8 SWIVEL HITCH PIN	12.02
Total Ambulance 1058			1,325.67
Apparatus			
Air & Light Unit 1024			
07/17/2023	Napa Auto Parts	BK Counteract® PTFE Coated Glass Tire	14.87
Total Air & Light Unit 1024			14.87
Ambulance 1053			
07/07/2023	Napa Auto Parts	NAP NAPA Diesel Exhaust Fluid (DEF)	13.63
07/07/2023	JIM CLICK FORD	PERFORMED DIESEL OIL AND FILTER CHANGE AND ...	217.67
07/20/2023	Napa Auto Parts	NAF 2.5 DEF	13.63
Total Ambulance 1053			244.93
Ambulance 1054			
07/07/2023	Napa Auto Parts	NAP NAPA Diesel Exhaust Fluid (DEF)	13.63
07/20/2023	Napa Auto Parts	NAF 2.5 DEF	13.63
Total Ambulance 1054			27.26
Pumper 1005			
07/20/2023	United Fire Equipment Co.	Gasket,6in swivel Freight & Handling	13.47
Total Pumper 1005			13.47
Rescue 1038			
07/26/2023	Napa Auto Parts	BLSTR PK MINIATURES	17.77
Total Rescue 1038			17.77
Staff Vehicle 1050			
07/26/2023	Northwest Auto Glass Inc.	Auto Glass Repair and Tint	587.00
Total Staff Vehicle 1050			587.00

4:42 PM

08/22/23

Accrual Basis

Tubac Fire District
Fleet Repairs & Maintenance
July 2023

<u>Date</u>	<u>Source Name</u>	<u>Memo</u>	<u>Amount</u>
Type 1 Engine 1041			
07/20/2023	United Fire Equipment Co.	Gasket,6in swivel Freight & Handling	13.46
07/26/2023	Northwest Auto Glass Inc.	Green Tint(Paint Band) (Encapsulated)	401.10
Total Type 1 Engine 1041			414.56
Type 1 Engine 1042			
07/07/2023	W.W. Williams	Truck Repair	1,659.79
07/07/2023	W.W. Williams	Truck Repair for Unit # 1042	0.00
07/20/2023	United Fire Equipment Co.	Gasket,6in swivel Freight & Handling	13.47
Total Type 1 Engine 1042			1,673.26
Type 1 Engine 1044			
07/20/2023	United Fire Equipment Co.	Gasket,6in swivel Freight & Handling	13.47
Total Type 1 Engine 1044			13.47
Total Apparatus			3,006.59
TOTAL			4,359.52

4:42 PM

08/22/23

Accrual Basis

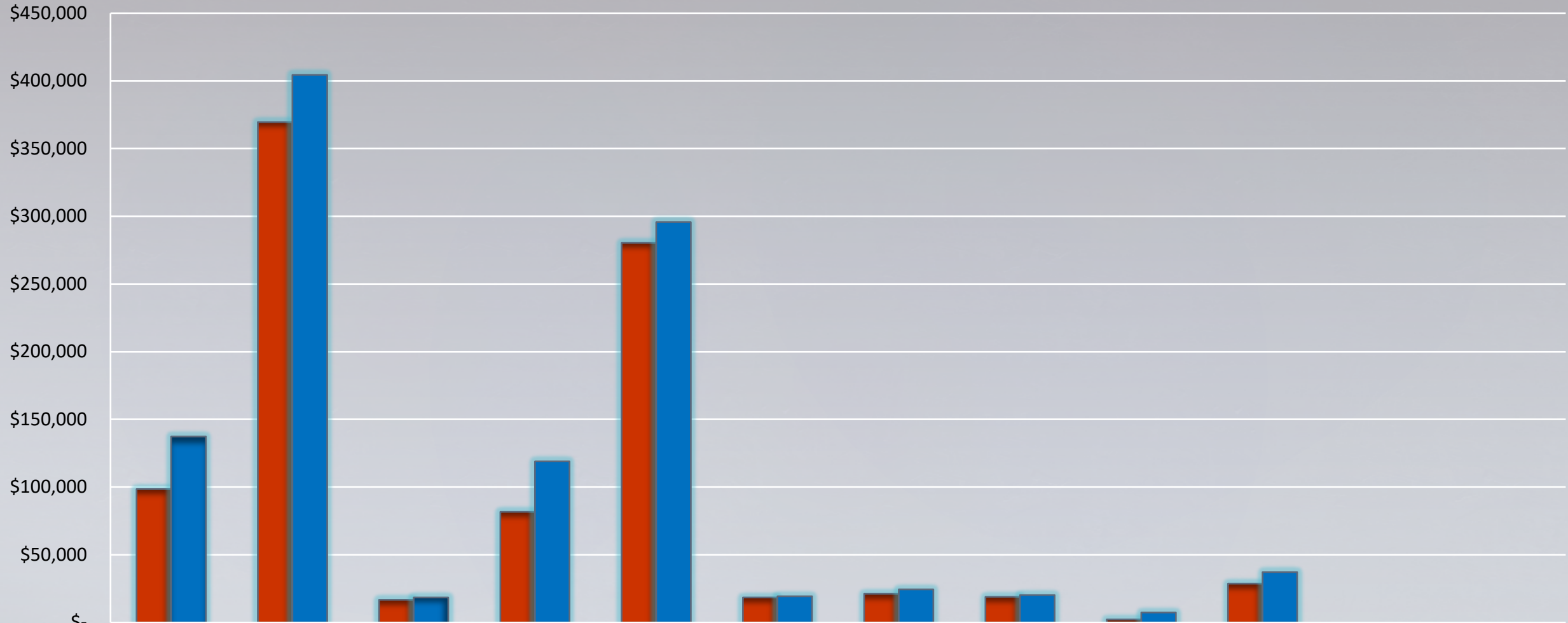
Tubac Fire District

Station Utilities, Supplies, and Repairs & Maintenance

July 2023

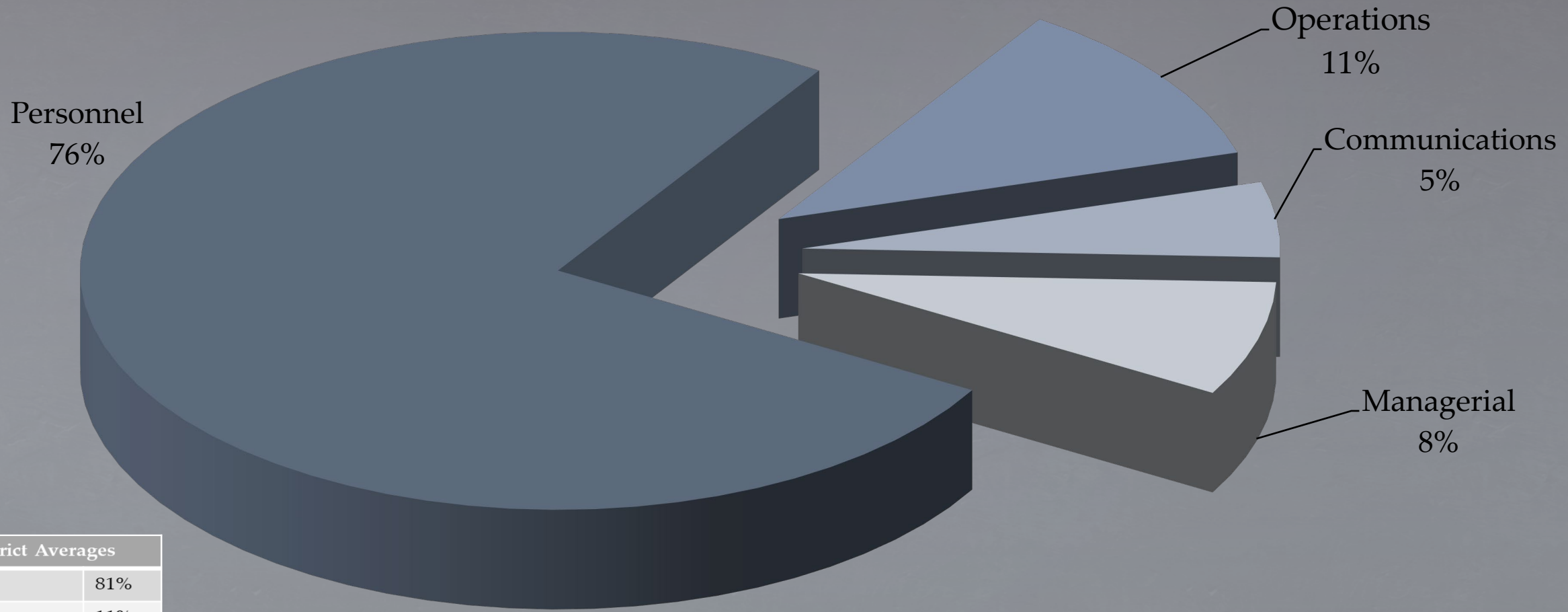
Date	Source Name	Memo	Amount
Stations			
Station 1			
07/01/2023	Empire Southwest, LLC	Station #1 Generator Maintenance from Empire	687.00
07/10/2023	Century Link 326B	Internet Jul 2023	159.42
07/12/2023	EPCOR	Water bill for station 1 Jun 08 - Jul 07	55.85
07/13/2023	Terminix	Commercial Pest Control Location: 2227 Interstate 19 Frontage	60.00
07/19/2023	Unisource Energy Services (Electric)	2227 E FRONTAGE RD, TUBAC, AZ 85646 Small General Service (Servi...	828.08
07/19/2023	Unisource Energy Services (Gas)	2227 E FRONTAGE RD, TUBAC, AZ 85646 Small Volume Public Authorit...	22.17
07/19/2023	Unisource Energy Services (Gas)	2227 E FRONTAGE RD, TUBAC, AZ 85646 Small Volume Public Authorit...	21.38
07/19/2023	Direct TV - 9236	TV for period Current Charges for Service Period 07/18/23 - 08/17/23 plus ...	169.23
07/20/2023	Simply Bits, LLC	A/C # CA24339 Hosted VoIP Bundle	872.12
07/31/2023	Waste Management of Tucson	Tubac Fire District Station 1, 2227 E Frontage Rd, Tubac AZ 85646-9997 ...	244.83
Total Station 1			3,120.08
Station 2			
07/01/2023	Central Alarm	Access Control Full Service 07/01/2023 - 07/31/2023	60.00
07/10/2023	Century Link 011B	Monthly internet Charges	62.58
07/13/2023	Terminix	Commercial Pest Control Location: 1360 W Frontage Rd WO #: WO-1108...	60.00
07/20/2023	Simply Bits, LLC	A/C # CA17981 Hosted VoIP Bundle	556.05
07/20/2023	Giovanni Granados	Cut grass and blow dry concrete	575.00
07/25/2023	Unisource Energy Services (Electric)	455 CAMINO AGOSTO, 1, RIO RICO, AZ 85648 Small General Service (...)	233.10
07/25/2023	Unisource Energy Services (Electric)	563 CAMINO LITO GALINDO, RIO RICO, AZ 85648 Medium General Ser...	1,066.70
07/28/2023	Direct TV - 9885	Direct TV Current Charges for Service Period 07/27/23 - 08/26/23	152.99
07/31/2023	Waste Management of Tucson	Tubac Fire District Station 2, 1360 W Frontage Rd, Rio Rico AZ 08/01/23-...	230.22
Total Station 2			2,996.64
Station 3			
07/03/2023	Rio Rico Sanitation 85133	6/30/23 6 YRD ONCE A WEEK 07/01-07/31 333 Camino Josefina	380.00
07/03/2023	Direct TV - 0393	Direct TV Current Charges for Service Period 07/02/23 - 08/01/23	170.98
07/07/2023	Giovanni Granados	Cut grass and blow.dry leaves in front parking lot	675.00
07/12/2023	Liberty Utilities AZ A/C 200007327170	Water Bill 333 CAMINO JOSEFINA 5/25/23 -6/22/23	302.63
07/13/2023	Terminix	Commercial Pest Control Location: 333 Camino Josefina WO #: WO-1108...	149.00
07/20/2023	Simply Bits, LLC	A/C # CA24338 Hosted VoIP Bundle	657.22
07/24/2023	Rio Rico Sanitation 85133	7/24/23 6 YRD ONCE A WEEK 08/01-08/31	255.00
07/26/2023	Unisource Energy Services (Electric)	333 CAMINO JOSEPHINA, RIO RICO, AZ 85648 Medium General Servic...	1,433.95
Total Station 3			4,023.78
Station 4			
07/08/2023	Direct TV - 2827	Direct TV Current Charges for Service Period 07/05/23 - 08/04/23	170.98
07/12/2023	Giovanni Granados	Cut grass and blow dry concrete	575.00
07/13/2023	Liberty Utilities AZ A/C 200007327188	Service Address: 149 RUTA CAMARON, RIO RICO AZ US 85648-7307 ...	16.46
07/13/2023	Terminix	Commercial Pest Control Location: 149 Ruta Camaron WO #: WO-11083...	152.00
07/20/2023	Simply Bits, LLC	A/C # CA24339 Hosted VoIP Bundle	558.43
07/24/2023	Rio Rico Sanitation 84863	7/24/23 6 YRD ONCE A WEEK 08/01-08/31	255.00
07/24/2023	BUSTAMANTE REFRIGERATION, L.L.C.	CLEANED AIR FILTER, ADDED 4 LBS OF R410A. SYSTEM OPERATIN...	530.00
07/28/2023	Unisource Energy Services (Electric)	149 RUTA CAMARON, RIO RICO, AZ 85648 Medium General Service Ne...	1,426.64
Total Station 4			3,684.51
Total Stations			13,825.01
TOTAL			13,825.01

July 2023



	Total Revenue	Total Expense	Tax Levy	Non-Tax Levy	Personnel Expenses	Buildings & Land	Vehicles & Equipment	Comm & IT	Travel & Training	Managerial	Grant Expense	Bond Interest
Actual	\$98,469	\$369,519	\$16,835	\$81,634	\$280,330	\$18,449	\$21,111	\$18,828	\$2,197	\$28,605	\$0	\$0
Budget	\$137,315	\$404,385	\$18,382	\$118,933	\$295,712	\$19,360	\$24,450	\$20,185	\$7,397	\$37,281	\$0	\$0
Variance	(38,846)	(34,866)	(1,547)	(37,299)	(15,382)	(911)	(3,339)	(1,357)	(5,200)	(8,676)	-	-

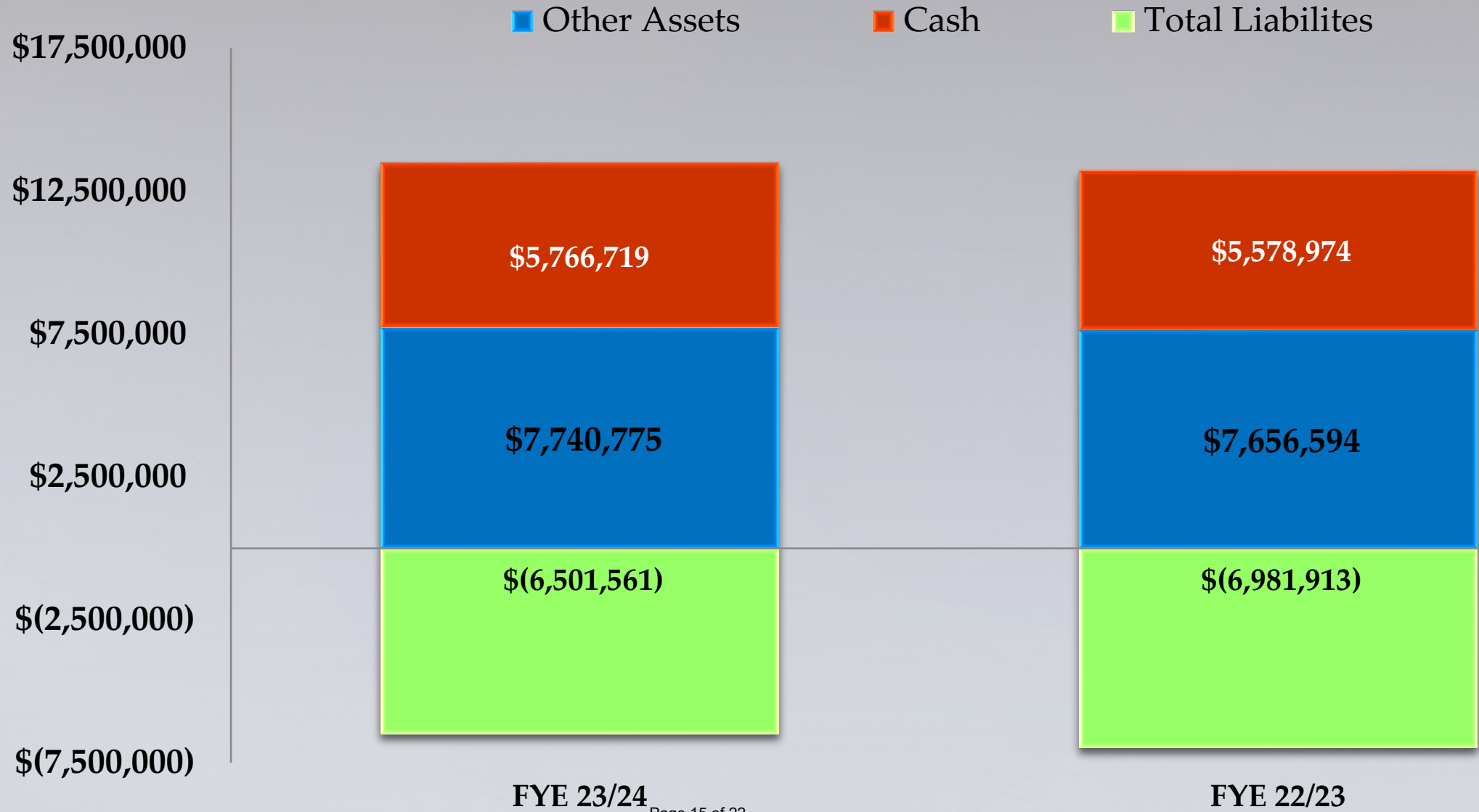
Percentage of Expenses Year to Date



Fire District Averages

Personnel	81%
Operations	11%
Communications	2%
Administrative	6%

Cash Position



4:43 PM
 08/22/23
 Accrual Basis

Tubac Fire District
Monthly Disbursement Report
 July 2023

Type	Date	Num	Name	Memo	Amount	Balance
1072 - Bill.com Money Out Clearing						
Bill Pmt -Che...	07/01/2023		Empire Southwest LLC	QuickBooks gen...	0.00	0.00
Bill Pmt -Che...	07/01/2023		Empire Southwest, LLC	QuickBooks gen...	0.00	0.00
Bill Pmt -Che...	07/05/2023	Bill.com	Great America Leasing Corp.	https://app01.us....	-217.68	-217.68
Bill Pmt -Che...	07/05/2023	Bill.com	Securis	https://app01.us....	-36,067.50	-36,285.18
Bill Pmt -Che...	07/05/2023	Bill.com	Pre-Paid Legal Services, Inc.	https://app01.us....	-73.80	-36,358.98
Bill Pmt -Che...	07/05/2023	Bill.com	MetLife	https://app01.us....	-1,251.99	-37,610.97
Bill Pmt -Che...	07/05/2023	Bill.com	Valley Imaging Solutions Inc.	https://app01.us....	-651.22	-38,262.19
General Jour...	07/05/2023	2023-181		BILL 07/05/23 P...	38,262.19	0.00
Bill Pmt -Che...	07/07/2023	Bill.com	Terminix	https://app01.us....	-60.00	-60.00
Bill Pmt -Che...	07/07/2023	Bill.com	BUSTAMANTE REFRIGERATION, L.L.C.	https://app01.us....	-1,061.71	-1,121.71
Bill Pmt -Che...	07/07/2023	Bill.com	Green Valley Fire District	https://app01.us....	-153.00	-1,274.71
Bill Pmt -Che...	07/07/2023	Bill.com	Waxie Sanitary Supply	https://app01.us....	-356.19	-1,630.90
Bill Pmt -Che...	07/07/2023	Bill.com	Terminix	https://app01.us....	-149.00	-1,779.90
Bill Pmt -Che...	07/07/2023	Bill.com	Cactus Heating & Cooling	https://app01.us....	-120.00	-1,899.90
Bill Pmt -Che...	07/07/2023	Bill.com	Modular Solutions	https://app01.us....	-800.00	-2,699.90
Bill Pmt -Che...	07/07/2023	Bill.com	Jim Click	https://app01.us....	-176.64	-2,876.54
Bill Pmt -Che...	07/07/2023	Bill.com	Unlimited Plumbing Works, LLC.*	https://app01.us....	-2,026.00	-4,902.54
Bill Pmt -Che...	07/07/2023	Bill.com	Terminix	https://app01.us....	-152.00	-5,054.54
Bill Pmt -Che...	07/07/2023	Bill.com	Unisource Energy Services (Electric)	https://app01.us....	-1,020.55	-6,075.09
Bill Pmt -Che...	07/07/2023	Bill.com	Voyager Fleet Systems Inc	https://app01.us....	-256.24	-6,331.33
Bill Pmt -Che...	07/07/2023	Bill.com	V191 & Associates	https://app01.us....	-541.67	-6,873.00
General Jour...	07/07/2023	2023-182		BILL 07/07/23 P...	6,873.00	0.00
Bill Pmt -Che...	07/14/2023	Bill.com	Giovanni Granados	https://app01.us....	-675.00	-675.00
Bill Pmt -Che...	07/14/2023	Bill.com	Verizon	https://app01.us....	-468.86	-1,143.86
Bill Pmt -Che...	07/14/2023	Bill.com	Central Alarm	https://app01.us....	-60.00	-1,203.86
Bill Pmt -Che...	07/14/2023	Bill.com	John Schwamm	https://app01.us....	-2,150.00	-3,353.86
Bill Pmt -Che...	07/14/2023	Bill.com	Enerspect Medical Solutions	https://app01.us....	-1,884.43	-5,238.29
Bill Pmt -Che...	07/14/2023	Bill.com	Valley Imaging Solutions Inc.	https://app01.us....	-36.83	-5,275.12
Bill Pmt -Che...	07/14/2023	Bill.com	Valley Imaging Solutions Inc.	https://app01.us....	-135.90	-5,411.02
Bill Pmt -Che...	07/14/2023	Bill.com	CenturyLink	https://app01.us....	-3.83	-5,414.85
Bill Pmt -Che...	07/14/2023	Bill.com	United Fire Equipment Co.	https://app01.us....	-173.92	-5,588.77
Bill Pmt -Che...	07/14/2023	Bill.com	Napa Auto Parts	https://app01.us....	-54.53	-5,643.30
Bill Pmt -Che...	07/14/2023	Bill.com	Human Resource Strategies	https://app01.us....	-500.00	-6,143.30
Bill Pmt -Che...	07/14/2023	Bill.com	Rio Rico Sanitation 85133	https://app01.us....	-380.00	-6,523.30
Bill Pmt -Che...	07/14/2023	Bill.com	James Vincent Group	https://app01.us....	-5,750.00	-12,273.30
Bill Pmt -Che...	07/14/2023	Bill.com	ACTION COMMUNICATIONS	https://app01.us....	-296.31	-12,569.61
Bill Pmt -Che...	07/14/2023	Bill.com	Ohana Direct Primary Care, LLC	https://app01.us....	-28,000.00	-40,569.61
Bill Pmt -Che...	07/14/2023	Bill.com	Enerspect Medical Solutions	https://app01.us....	-590.00	-41,159.61
Bill Pmt -Che...	07/14/2023	Bill.com	Nextrio, LLC	https://app01.us....	-711.72	-41,871.33

4:43 PM
 08/22/23
 Accrual Basis

Tubac Fire District
Monthly Disbursement Report
 July 2023

Type	Date	Num	Name	Memo	Amount	Balance
Bill Pmt -Che...	07/14/2023	Bill.com	Direct TV - 0393	https://app01.us....	-170.98	-42,042.31
Bill Pmt -Che...	07/14/2023	Bill.com	JIM CLICK FORD	https://app01.us....	-217.67	-42,259.98
Bill Pmt -Che...	07/14/2023	Bill.com	Al C. Kingsley	https://app01.us....	-1,020.00	-43,279.98
Bill Pmt -Che...	07/14/2023	Bill.com	Quill Corporation	https://app01.us....	-302.94	-43,582.92
Bill Pmt -Che...	07/14/2023	Bill.com	Napa Auto Parts	https://app01.us....	-54.13	-43,637.05
Bill Pmt -Che...	07/14/2023	Bill.com	United Fire Equipment Co.	https://app01.us....	-435.55	-44,072.60
Bill Pmt -Che...	07/14/2023	Bill.com	Verizon	https://app01.us....	-360.11	-44,432.71
Bill Pmt -Che...	07/14/2023	Bill.com	Direct TV - 2827	https://app01.us....	-170.98	-44,603.69
Bill Pmt -Che...	07/14/2023	Bill.com	Waste Management of Tucson	https://app01.us....	-230.22	-44,833.91
Bill Pmt -Che...	07/14/2023	Bill.com	Direct TV - 9885	https://app01.us....	-152.99	-44,986.90
Bill Pmt -Che...	07/14/2023	Bill.com	Waste Management of Tucson	https://app01.us....	-243.50	-45,230.40
Bill Pmt -Che...	07/14/2023	Bill.com	Senergy Petroleum	https://app01.us....	-2,807.63	-48,038.03
Bill Pmt -Che...	07/14/2023	Bill.com	ACTION COMMUNICATIONS	https://app01.us....	-140.00	-48,178.03
Bill Pmt -Che...	07/14/2023	Bill.com	WSM Architects Inc.	https://app01.us....	-2,031.15	-50,209.18
Bill Pmt -Che...	07/14/2023	Bill.com	WSM Architects Inc.	https://app01.us....	-3,800.80	-54,009.98
Bill Pmt -Che...	07/14/2023	Bill.com	Santa Cruz County Landfill	https://app01.us....	-18.00	-54,027.98
Bill Pmt -Che...	07/14/2023	Bill.com	Nextrio, LLC	https://app01.us....	-4,516.55	-58,544.53
General Jour...	07/14/2023	2023-183		BILL 07/14/23 P...	52,260.59	-6,283.94
General Jour...	07/14/2023	2023-184		BILL 07/14/23 P...	6,283.94	0.00
Bill Pmt -Che...	07/21/2023	Bill.com	Coppersmith Brockelman PLC	https://app01.us....	-160.00	-160.00
Bill Pmt -Che...	07/21/2023	Bill.com	Senergy Petroleum	https://app01.us....	-3,220.50	-3,380.50
Bill Pmt -Che...	07/21/2023	Bill.com	Securis	https://app01.us....	-10,669.25	-14,049.75
Bill Pmt -Che...	07/21/2023	Bill.com	EPCOR	https://app01.us....	-55.85	-14,105.60
Bill Pmt -Che...	07/21/2023	Bill.com	WSM Architects Inc.	https://app01.us....	-130.65	-14,236.25
Bill Pmt -Che...	07/21/2023	Bill.com	Bound Tree	https://app01.us....	-166.04	-14,402.29
Bill Pmt -Che...	07/21/2023	Bill.com	Napa Auto Parts	https://app01.us....	-25.43	-14,427.72
Bill Pmt -Che...	07/21/2023	Bill.com	Linde 9892	https://app01.us....	-205.73	-14,633.45
Bill Pmt -Che...	07/21/2023	Bill.com	Verizon	https://app01.us....	-100.08	-14,733.53
General Jour...	07/21/2023	2023-178		BILL 07/21/23 P...	14,733.53	0.00
Bill Pmt -Che...	07/28/2023	Bill.com	Unisource Energy Services (Electric)	https://app01.us....	-233.10	-233.10
Bill Pmt -Che...	07/28/2023	Bill.com	Liberty Utilities AZ A/C 200007327170	https://app01.us....	-302.63	-535.73
Bill Pmt -Che...	07/28/2023	Bill.com	Century Link 326B	https://app01.us....	-159.42	-695.15
Bill Pmt -Che...	07/28/2023	Bill.com	Terminix	https://app01.us....	-60.00	-755.15
Bill Pmt -Che...	07/28/2023	Bill.com	Napa Auto Parts	https://app01.us....	-54.53	-809.68
Bill Pmt -Che...	07/28/2023	Bill.com	Unisource Energy Services (Electric)	https://app01.us....	-828.08	-1,637.76
Bill Pmt -Che...	07/28/2023	Bill.com	Linde 8440	https://app01.us....	-577.29	-2,215.05
Bill Pmt -Che...	07/28/2023	Bill.com	Terminix	https://app01.us....	-149.00	-2,364.05
Bill Pmt -Che...	07/28/2023	Bill.com	Purcell Western States Tire	https://app01.us....	-1,286.37	-3,650.42
Bill Pmt -Che...	07/28/2023	Bill.com	Liberty Utilities AZ A/C 200007327188	https://app01.us....	-16.46	-3,666.88
Bill Pmt -Che...	07/28/2023	Bill.com	Simply Bits, LLC	https://app01.us....	-556.05	-4,222.93

4:43 PM
08/22/23
Accrual Basis

Tubac Fire District
Monthly Disbursement Report
July 2023

Type	Date	Num	Name	Memo	Amount	Balance
Bill Pmt -Che...	07/28/2023	Bill.com	Century Link 011B	https://app01.us....	-62.58	-4,285.51
Bill Pmt -Che...	07/28/2023	Bill.com	Simply Bits, LLC	https://app01.us....	-872.12	-5,157.63
Bill Pmt -Che...	07/28/2023	Bill.com	Unisource Energy Services (Gas)	https://app01.us....	-22.17	-5,179.80
Bill Pmt -Che...	07/28/2023	Bill.com	Bound Tree	https://app01.us....	-2,873.39	-8,053.19
Bill Pmt -Che...	07/28/2023	Bill.com	Simply Bits, LLC	https://app01.us....	-558.43	-8,611.62
Bill Pmt -Che...	07/28/2023	Bill.com	Giovanni Granados	https://app01.us....	-575.00	-9,186.62
Bill Pmt -Che...	07/28/2023	Bill.com	Unisource Energy Services (Gas)	https://app01.us....	-21.38	-9,208.00
Bill Pmt -Che...	07/28/2023	Bill.com	Rio Rico Sanitation 84863	https://app01.us....	-255.00	-9,463.00
Bill Pmt -Che...	07/28/2023	Bill.com	Rio Rico Sanitation 85133	https://app01.us....	-255.00	-9,718.00
Bill Pmt -Che...	07/28/2023	Bill.com	United Fire Equipment Co.	https://app01.us....	-53.87	-9,771.87
Bill Pmt -Che...	07/28/2023	Bill.com	Simply Bits, LLC	https://app01.us....	-657.22	-10,429.09
Bill Pmt -Che...	07/28/2023	Bill.com	Napa Auto Parts	https://app01.us....	-12.02	-10,441.11
Bill Pmt -Che...	07/28/2023	Bill.com	Terminix	https://app01.us....	-60.00	-10,501.11
Bill Pmt -Che...	07/28/2023	Bill.com	Unisource Energy Services (Electric)	https://app01.us....	-1,066.70	-11,567.81
Bill Pmt -Che...	07/28/2023	Bill.com	Empire Southwest, LLC	https://app01.us....	-687.00	-12,254.81
Bill Pmt -Che...	07/28/2023	Bill.com	Terminix	https://app01.us....	-152.00	-12,406.81
Bill Pmt -Che...	07/28/2023	Bill.com	Linde 3502	https://app01.us....	-766.01	-13,172.82
Bill Pmt -Che...	07/28/2023	Bill.com	Napa Auto Parts	https://app01.us....	-14.87	-13,187.69
General Jour...	07/28/2023	2023-181		BILL 07/28/23 P...	13,187.69	0.00
Bill Pmt -Che...	07/31/2023	Bill.com	Legal Shield	https://app01.us....	-159.55	-159.55
Bill Pmt -Che...	07/31/2023	Bill.com	MetLife	https://app01.us....	-1,903.18	-2,062.73
Bill Pmt -Che...	07/31/2023	Bill.com	Fry Fire District*	https://app01.us....	-1,751.67	-3,814.40
Bill Pmt -Che...	07/31/2023	Bill.com	Great America Leasing Corp.	https://app01.us....	-217.68	-4,032.08
Bill Pmt -Che...	07/31/2023	Bill.com	EMI Health	https://app01.us....	-22,553.69	-26,585.77
General Jour...	07/31/2023	2023-182		BILL 07/31/23 P...	26,585.77	0.00
Total 1072 · Bill.com Money Out Clearing					0.00	0.00
1127 · Cash with County Treasurer						
Deposit	07/05/2023	50615		Property Tax Inc...	-42,266.09	-42,266.09
General Jour...	07/31/2023	2023-169	Santa Cruz Cnty Treasurer's Office	July 2023 Prope...	14,456.77	-27,809.32
Deposit	07/31/2023			Interest	50.49	-27,758.83
Total 1127 · Cash with County Treasurer					-27,758.83	-27,758.83

4:43 PM
 08/22/23
 Accrual Basis

Tubac Fire District
Monthly Disbursement Report
 July 2023

Type	Date	Num	Name	Memo	Amount	Balance
1129 - Operational						
Deposit	07/03/2023			Deposit	157.90	157.90
Check	07/03/2023	ACH	Bank of America	Merchant Fees ...	-672.01	-514.11
Deposit	07/03/2023			Deposit	250.00	-264.11
Deposit	07/03/2023			Deposit	2,894.06	2,629.95
Deposit	07/03/2023			Deposit	4,932.16	7,562.11
Check	07/03/2023	ACH	PUBLIC SAFETY PERSONAL RETIREME...	Pay period endin...	-19,820.73	-12,258.62
General Jour...	07/05/2023	2023-181		BILL 07/05/23 P...	-38,262.19	-50,520.81
Deposit	07/05/2023			Deposit	47,625.76	-2,895.05
Deposit	07/05/2023			Deposit	105.99	-2,789.06
Deposit	07/05/2023			Deposit	838.45	-1,950.61
Deposit	07/05/2023			Deposit	931.94	-1,018.67
Deposit	07/05/2023			Deposit	57.96	-960.71
Check	07/06/2023	25985	Deborah O'Brien		-10.00	-970.71
Check	07/06/2023	25986	Payment Integrity Divison	Refund Over-Pa...	-281.21	-1,251.92
Deposit	07/06/2023			Deposit	101.24	-1,150.68
Deposit	07/06/2023			Deposit	2,116.27	965.59
Check	07/06/2023	EFT	Bill.com		-311.90	653.69
General Jour...	07/07/2023	2023-182		BILL 07/07/23 P...	-6,873.00	-6,219.31
Deposit	07/07/2023			Deposit	40.00	-6,179.31
Deposit	07/07/2023			Deposit	50.00	-6,129.31
Deposit	07/07/2023			Deposit	698.54	-5,430.77
Deposit	07/11/2023			Deposit	250.00	-5,180.77
Deposit	07/11/2023			Deposit	5,281.83	101.06
Deposit	07/11/2023			Deposit	1,137.14	1,238.20
Check	07/12/2023	25987	Security Benefit	Pay Period Endi...	-350.00	888.20
Check	07/12/2023	25988	Green Valley F.F.A.	Pay Period Endi...	-396.00	492.20
Check	07/12/2023	25989	Leesellaa Trujillo	VOID: Payout d...	0.00	492.20
Check	07/12/2023	25990	Leesellaa A. Trujillo	Payout due to s...	-432.69	59.51
Deposit	07/12/2023			Deposit	591.85	651.36
Deposit	07/12/2023			Deposit	1,430.00	2,081.36
Deposit	07/12/2023			Deposit	26.57	2,107.93
Deposit	07/13/2023			Deposit	50.00	2,157.93
General Jour...	07/14/2023	2023-183		BILL 07/14/23 P...	-52,260.59	-50,102.66
General Jour...	07/14/2023	2023-184		BILL 07/14/23 P...	-6,283.94	-56,386.60
General Jour...	07/14/2023	2023-185			-63,579.36	-119,965.96
General Jour...	07/14/2023	2023-185			-604.25	-120,570.21
General Jour...	07/14/2023	2023-185			-12,740.17	-133,310.38
General Jour...	07/14/2023	2023-185			-408.00	-133,718.38
General Jour...	07/14/2023	2023-185			-525.00	-134,243.38

4:43 PM
 08/22/23
 Accrual Basis

Tubac Fire District
Monthly Disbursement Report
 July 2023

Type	Date	Num	Name	Memo	Amount	Balance
Deposit	07/14/2023			Deposit	1,263.47	-132,979.91
Check	07/14/2023	ACH	Nationwide Retirement Solutions	Pay Period Endi...	-2,106.98	-135,086.89
Check	07/14/2023	ACH	Nationwide Retirement Solutions	Pay Period Endi...	-1,177.62	-136,264.51
Check	07/14/2023	ACH	PUBLIC SAFETY PERSONAL RETIREME...	Pay period endin...	-21,186.91	-157,451.42
Deposit	07/17/2023			Deposit	775.96	-156,675.46
Deposit	07/17/2023			Deposit	93.74	-156,581.72
Deposit	07/17/2023			Deposit	2,316.13	-154,265.59
General Jour...	07/17/2023	2023-171			-42.93	-154,308.52
Check	07/18/2023	25991	Tim Slate	Short paid for pa...	-466.30	-154,774.82
Deposit	07/18/2023			Deposit	1,355.24	-153,419.58
Deposit	07/18/2023			Deposit	334.20	-153,085.38
Deposit	07/19/2023			Deposit	1,861.65	-151,223.73
Deposit	07/19/2023			Deposit	75.00	-151,148.73
Check	07/19/2023	ACH	Aflac	Invoice 284433 f...	-325.08	-151,473.81
Check	07/19/2023	ACH	Health Equity	Monthly Fees for...	-30.00	-151,503.81
Deposit	07/20/2023			Deposit	100.00	-151,403.81
Deposit	07/20/2023			Deposit	708.78	-150,695.03
Deposit	07/20/2023			Deposit	57.96	-150,637.07
Check	07/20/2023	ACH	Enterprise FM Trust	Invoice # FBN47...	-2,279.70	-152,916.77
Check	07/21/2023	25992	Carelon Subrogation	Shawn Rogers 1...	-2,021.09	-154,937.86
General Jour...	07/21/2023	2023-178		BILL 07/21/23 P...	-14,733.53	-169,671.39
Deposit	07/21/2023			Deposit	1,684.37	-167,987.02
Deposit	07/21/2023			Deposit	1,135.63	-166,851.39
Deposit	07/21/2023			Deposit	185.92	-166,665.47
Check	07/21/2023	ACH	Bank of America	5589621821324...	-11,297.64	-177,963.11
Check	07/25/2023	25993	Green Valley F.F.A.	Pay Period Endi...	-378.00	-178,341.11
Deposit	07/25/2023			Deposit	1,429.91	-176,911.20
Deposit	07/25/2023			Deposit	1,801.41	-175,109.79
Deposit	07/26/2023			Deposit	5,056.67	-170,053.12
Deposit	07/26/2023			Deposit	1,098.79	-168,954.33
Deposit	07/27/2023			Deposit	678.59	-168,275.74
Deposit	07/27/2023			Deposit	808.98	-167,466.76
Deposit	07/28/2023			Deposit	1,323.23	-166,143.53
Deposit	07/28/2023			Deposit	796.45	-165,347.08
Check	07/28/2023	ACH	Nationwide Retirement Solutions	Pay Period Endi...	-1,188.21	-166,535.29
Check	07/28/2023	ACH	Nationwide Retirement Solutions	Pay period endin...	-2,285.64	-168,820.93
General Jour...	07/28/2023	2023-181		BILL 07/28/23 P...	-13,187.69	-182,008.62
General Jour...	07/28/2023	2023-183			-62,349.74	-244,358.36
General Jour...	07/28/2023	2023-183			-604.25	-244,962.61
General Jour...	07/28/2023	2023-183			-12,182.11	-257,144.72

4:43 PM
 08/22/23
 Accrual Basis











Tubac Fire District
Monthly Disbursement Report
 July 2023

Type	Date	Num	Name	Memo	Amount	Balance
General Jour...	07/28/2023	2023-183			-390.60	-257,535.32
General Jour...	07/28/2023	2023-183			-432.69	-257,968.01
General Jour...	07/28/2023	2023-183			-11,381.15	-269,349.16
Deposit	07/28/2023			Deposit	117.63	-269,231.53
Deposit	07/28/2023			Deposit	886.70	-268,344.83
General Jour...	07/31/2023	2023-182		BILL 07/31/23 P...	-26,585.77	-294,930.60
Check	07/31/2023	ACH	PUBLIC SAFETY PERSONAL RETIREME...	Pay period endin...	-21,868.27	-316,798.87
Deposit	07/31/2023			Deposit	422.73	-316,376.14
Deposit	07/31/2023			Deposit	225.00	-316,151.14
Check	07/31/2023			Service Charge	-26.29	-316,177.43
Total 1129 · Operational					-316,177.43	-316,177.43
1130 · Savings Acct.						
Deposit	07/31/2023			Interest	157.88	157.88
Total 1130 · Savings Acct.					157.88	157.88
TOTAL					-343,778.38	-343,778.38

Tubac Fire District

Twelve-Month Cash Flow

Fiscal Year
Begins: Jul-23

	Beginning	Jul-23	Aug-23	Sep-23	Oct-23	Nov-23	Dec-23	Jan-24	Feb-24	Mar-24	Apr-24	May-24	Jun-24	Monthly Average	Overview
Cash Summary															
Cash on Hand <small>(beginning of month)</small>	6,107,461	6,107,461	5,766,718	5,560,945	5,383,270	6,326,905	6,544,504	6,822,304	6,761,658	6,591,537	6,481,846	7,757,506	7,605,814	6,475,873	
Cash Available (on hand + receipts, before cash out)	6,107,461	6,179,058	5,920,498	5,713,265	6,675,603	6,925,719	7,203,072	7,114,033	6,912,867	6,785,573	8,137,164	7,996,697	7,872,115	6,952,972	
Cash Position (end of month)	6,107,461	5,766,718	5,560,945	5,383,270	6,326,905	6,544,504	6,822,304	6,761,658	6,591,537	6,481,846	7,757,506	7,605,814	7,446,725	6,587,478	
Line of Credit Available	1,000,000	1,000,000	1,000,000	1,000,000	1,000,000	1,000,000	1,000,000	1,000,000	1,000,000	1,000,000	1,000,000	1,000,000	1,000,000	1,000,000	
Cash Receipts															
Tax Levy Revenue		16,835	34,865	33,405	1,231,751	538,232	597,986	231,147	90,627	133,454	856,403	120,276	139,886	335,406	
Other Cash Inflows		54,762	118,915	118,915	60,582	60,582	60,582	60,582	60,582	60,582	798,915	118,915	126,415	141,694	
Line of Credit		0	0	0	0	0	0	0	0	0	0	0	0	0	
Total Cash Receipts		71,597	153,780	152,320	1,292,333	598,814	658,568	291,729	151,209	194,036	1,655,318	239,191	266,301	477,100	
Cash Paid Out															
Disbursements		412,339	359,553	329,995	348,698	381,215	380,768	352,375	321,330	303,727	379,658	390,883	425,390	365,494	
Repayment of LOC		0	0	0	0	0	0	0	0	0	0	0	0	0	
Total Cash Paid Out		412,339	359,553	329,995	348,698	381,215	380,768	352,375	321,330	303,727	379,658	390,883	425,390	365,494	
	(Actual)	(Budget)	(Budget)	(Budget)	(Budget)	(Budget)	(Budget)	(Budget)	(Budget)	(Budget)	(Budget)	(Budget)	(Budget)		